

Data Management Plan

Samantha Estrada PhD

ORS Research Design & Data Analysis Lab Consultant
University of Texas at Tyler

11/19/2021

Outline



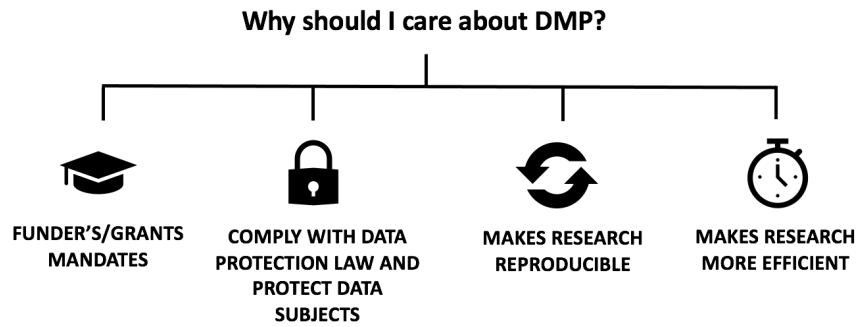
Data Management Plan

A Data Management Plan? What's that?

A data management plan (DMP) is a written document that describes the data you expect to acquire or generate during the course of a research project, how you will manage, describe, analyze, and store those data, and what mechanisms you will use at the end of your project to share and preserve your data.

Stanford University Data Management Plan (n.d.)

Why should I have a DMP?



Example Grant

■ Institute of Education Sciences (IES) RFP

(3) Data Management Plan

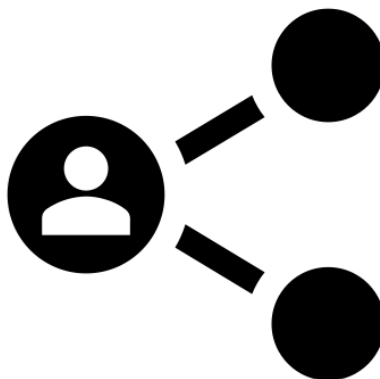
Applications under the Efficacy and Follow-up goal **must** include a Data Management Plan (DMP) placed in [Appendix E](#). Your DMP (recommended length: no more than 5 pages) describes your plans for registering the study and making the [final research data](#) accessible to others. **Applications that do not contain a DMP will be deemed nonresponsive to the Request for Applications and will not be accepted for review.** Resources that may be of interest to researchers in developing a data management plan can be found at <http://ies.ed.gov/funding/researchaccess.asp>.

DMPs are expected to differ depending on the nature of the project and the data collected. By addressing the items identified below, your DMP describes how you will meet the requirements of the Institute's policy for data sharing. The DMP should include the following:

- Plan for pre-registering the study in an education repository (e.g., see the SREE Registry of Efficacy and Effectiveness Studies <https://www.sree.org/pages/registry.php>).

Scenario

- Think about the most recent data you've collected. How much work would it take for you share it with someone?



Before you start.

Remember that that participants' time is precious.



Before you start..

- Know your target population.
 - *Horror stories*
 - Filtering out data.
 - Incentives
- The research questions that you're going to answer are dependent on collecting good data.
 - *Collecting unnecessary data.*
 - *Collecting data you already have.*
 - We have workshops for that!
 - *Not collecting the data you actually need.*
 - You can't answer a question you haven't measured on your participants.

Before you start...

- Be mindful when selecting your measures.
 - *Think about length.*
 - *Ideally, you can pilot your instruments to make sure your instructions are clear and free of errors.*
 - *Reliability is sample specific.*
 - *Think about accessibility.*
 - Mixed Mode data collection

Before you start....

- Important to have an analysis in mind.
 - *This analysis should be guided by your research question.*
 - *The types of variables collected (categorical vs. continuous)*
 - *You can create pilot data to see how to carry out the analysis.*
 - *You might want to take workshops to learn more about a specific analysis*
 - We have workshops for that!

Open Ended Questions.



Noah Veltman @veltman · Apr 25

Don't let anybody tell you that manually entered data is inconsistent.

pic.twitter.com/N3KtqQ1AEy

H ISPANIC	HAIPANIC	HAISPANIC	HAPANIC
HASTIAN	HASPANIC	HESPANIC	HHISP
HHISPANIC	HI	HIAP	HIAPANIC
HIAPNIC	HIAPSNIC	HIASPANIC	HICPANIC
HIDP	HIDPANIC	HIDPSNIC	HIDSPANIC
HIHSP	HIIIIIISPANIC	HIIIISP	HIIIISP
HIISP	HIISPANIC	HIKSPANIC	HINDI
HINDU	HIOSP	HIOSPANIC	HIOSP[ANIC
HIP	HIPANIC	HIPANICK	HIPS
HIPSANIC	HIPSNIC	HIPSNIC	HIPSPANIC
HIS	HISOP	HIS;ANIC	HISANIC
HISANIC.	HISANID	HISAPANIC	HISAPNIC
HISDP	HISDPANIC	HISIPANIC	HISJPANIC
HISO	HISOANIC	HISOPANIC	HISP
HISP,	HISP-	HISP-ANIC	HISP.
HISP.\	HISP3	HISP;	HISPA
HISPA NIC	HISPAANIC	HISPABIC	HISPABNI
HISPABNIC	HISPACIC	HISPACNI	HISPAIC
UTC&ATM/T	UTC&ATM/T	UTC&ATM/T	UTC&ATM/T

Open Ended Questions..

- Be realistic.
- Do you have a research team that can do it?
 - *Horror stories*
 - *Common misconceptions about qualitative software*

Research Notebook

- Writing everything down.
- Keeping a “Research Notebook”
 - *Can be digital*
 - *Can be a real notebook.*
- Works great when you have many team members
 - *Print out code.*
 - *Write out decisions made.*
 - *Horror story. Duplicates.*

Research Notebook..

- Issue: missing data, duplicates, removing cases.
- Date
- Who took the decision, if there was more than one person involved.
 - *If its possible to go back to the data before this step provide this information*
- Related protocols
- What was the decision made and what was the rationale for it.

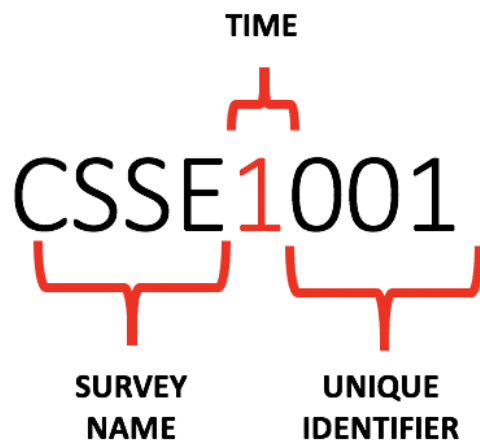
File Names

Best Practice	Example
32 characters	32characters32CharactersLooksExactlyLikeThis.csv
No spaces, no . or -	✗ My-proj.1.csv
Use versioning	✓ ProjID_v02.txt
Don't use generic data file names that may conflict when moved from one location to another	✗ MyData.csv ✓ ProjID_date.csv
Use leading zeros in sequential numbering to allow for multi-digit versions:	✗ ProjID_1.csv ProjID_11.csv
<ul style="list-style-type: none"> •For a sequence of 1-99: 01-99 •For a sequence of 1-999: 001-099-999 	✓ ProjID_01.csv ProjID_11.csv

Variable Names & Subject IDs

- The shortened digital representation of each variable in your dataset
 - *Usually columns in the dataset.*
- Important that all variable names are **UNIQUE**.
 - *Linking variables requires same subject IDs.*
 - Horror stories.
- Qualtrics question numbering
 - *We have workshops for that!*
- Recommendation. Create a rule for naming convention of variables. Document it.

Variable Names Do!



Long vs Wide

- This is easy to fix, but its even easier when the naming conventions make sense.

	TIME	VALUE
HQE1	TIME1	STOCK D
ACB2	TIME1	STOCK H
HQE1	TIME2	STOCK O
ACB2	TIME2	STOCK F
EDC4	TIME2	STOCK R
RFV2	TIME2	STOCK I
HQE1	TIME3	STOCK D
ACB2	TIME3	STOCK Q

→

	TIME 1	TIME 2	TIME 2
HQE1	STOCK D	STOCK O	STOCK D
ACB2	STOCK H	STOCK F	STOCK Q
EDC4		STOCK R	
RFV2		STOCK I	

- When collecting online the issue is merging.

Variable Names Don't!

CASE #	Gender	\$AMOUNT	10 SAS	SAS2
001-12-PRE	1	120	1	2
001-12-EXIT	2	100	2	3
004-12-PRE	3	122	1	4
004-12-EXIT	1	123	4	NA
005-12-PRE	2	102	4	1
005-12-EXIT	1	131	1	1
001-12-1	2	131	2	6
001-12-2	2	141	3	5

- You want to be inclusive in your language.
 - *If coding gender always use 0 for the same category.*

Code or Syntax

```
2 title: "Prob Data: Data Log"
3 author: "Samantha Estrada PhD"
4 date: "9/17/2021"
5 output: pdf_document
6 ---
7
8
9 * I edited the variable names. Don't start with #, or _ it confuses software. This was done in
jamovi
10 * Saved as csv next, to import to R.
11 * Deleted the -PRE and -EXIT it was confusing software. To keep track of pre and post use TIME
variable
12 * MISSING and N/A changed to NA
13 * Deleted columns of zeros at the bottom of the data. Not sure why they got calculated as zeros for
the totals. Let's check the compute function at some point.
14 * In TIME column replaced 0 with 1. Again to not confuse the software. This should just leave the
TIME 2 variables empty.
15 * TIME coding changed to 1 = TIME 1 and 2 = TIME 2 to make the new data clear as to what time they
were from.
```

- Even SPSS has syntax you can save.
 - *This can help you recreate the analysis even if you choose the point-and-click method.*

Data Storage and Back-up

- Multiple copies of the data.
 - *Have a local working copy (e.g. on your workstation or in shared workspace).*
 - *Local/external copy in a different location (e.g. external hard drive).*
 - *Be careful what you store in the “cloud” make sure IRB approves.*

Data Sharing

- Decide when you will share your data.
- This may be decided for you by grants though.
- Look for data repositories used by your research community or your host institution (see www.re3data.org for examples).
- Provide metadata that allows others to understand, cite and reuse your data files.
 - *Title, creator, identifier, dates, etc*
- Best practices for metadata (<https://data.research.cornell.edu/content/readme>)

Data Sharing...

- Sometimes journals will have their own repositories.
 - <https://osf.io>
 - <https://figshare.com>
 - *Do you know any field specific?*
- A great resource for DMP:
 - <https://dmptool.org/> (DMPTool (n.d.))

Tell me your horror stories?



Resources

- Research Design & Data Analysis Lab:
<https://www.uttyler.edu/research/ors-research-design-data-analysis-lab/>
- Schedule a consultant appointment with me:
<https://www.uttyler.edu/research/ors-research-design-data-analysis-lab/ors-research-design-data-analysis-lab-consultants/>
- Check out Lab Resources (including recording of this webinar):
<https://www.uttyler.edu/research/ors-research-design-data-analysis-lab/resources/>

References

DMPTool. (n.d.). Retrieved November 11, 2021, from <https://dmptool.org/>

University, S. (n.d.). Data management plans. In *Stanford Libraries*. Retrieved November 11, 2021, from <https://library.stanford.edu/research/data-management-services/data-management-plans>