

Select College Here

- College of Arts and Sciences
- College of Education and Psychology
- College of Engineering
- College of Nursing and Health Sciences
- Soules College of Business

Select Location Here*

- Houston
- Longview
- Online
- Palestine
- Tyler

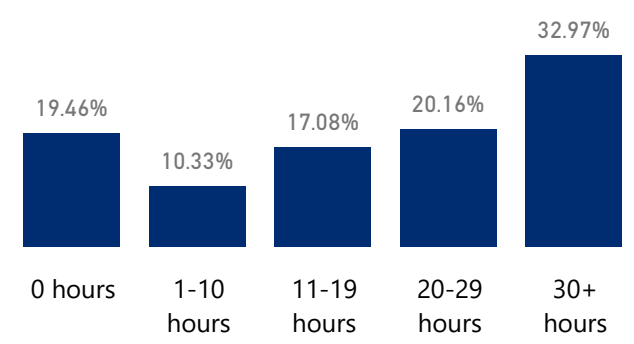
*Students chose where the majority of their classes occurred



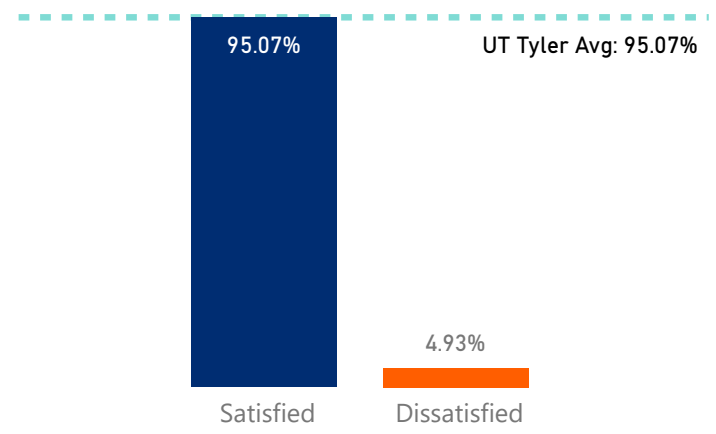
[View Graduate & Professional Placement](#)

[View Employer Information](#)

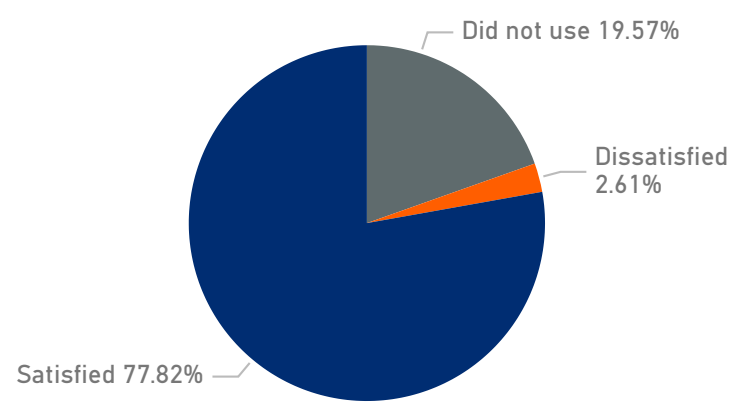
Average Number of Hours Working Per Week



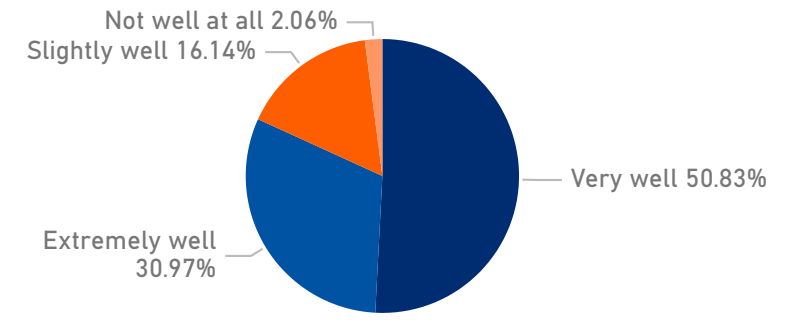
Overall Satisfaction with Entire Experience



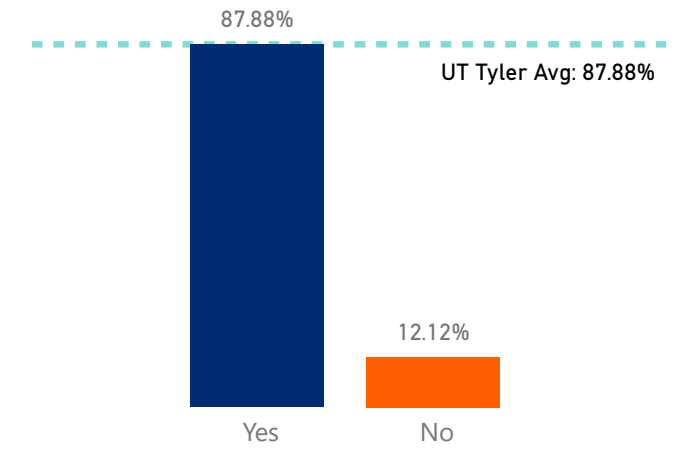
Satisfaction with Library Resources



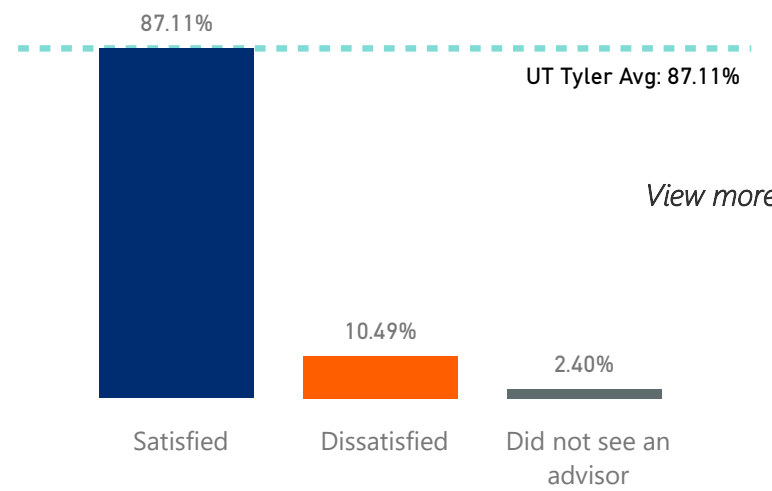
Program Focused on Marketable Skills:



Would you Attend UT Tyler again?



Overall Satisfaction with Advising



[View more on advising](#)



2018-19 Graduation Exit Survey

Undergraduate-Academic Dashboard

Program Report

Select College Here

- College of Arts and Sciences
- College of Education and Psychology
- College of Engineering
- College of Nursing and Health Sciences
- Soules College of Business

Select Program Here

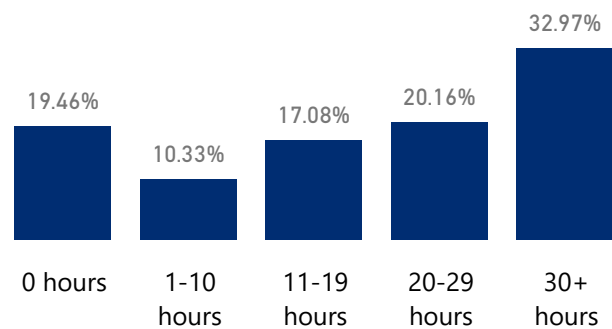
- Accounting BBA
- Art History BA
- Art-Studio BFA
- BAAS College of Arts & Sciences
- BAAS College of Education & Psychology
- BAAS College of Nursing & Health Sciences
- BAAS Soules College of Business
- Biology BS
- Chemistry BS
- Civil Engineering BSCE
- Computer Information Systems BS
- Computer Science BS
- Construction Management BS
- Criminal Justice BS
- Environmental Science BS

Select Location Here*

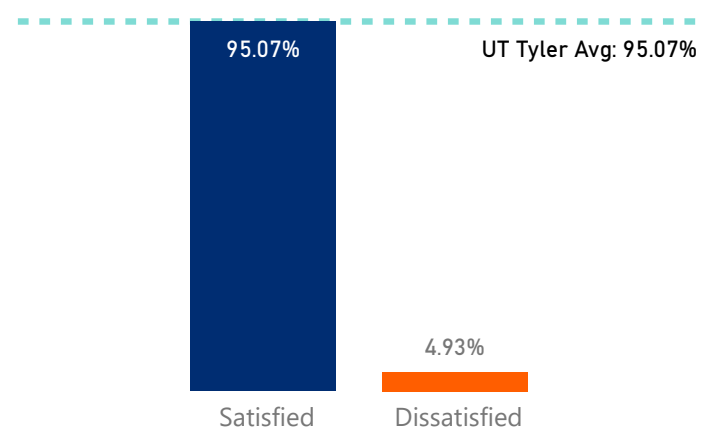
- Houston
- Longview
- Online
- Palestine
- Tyler



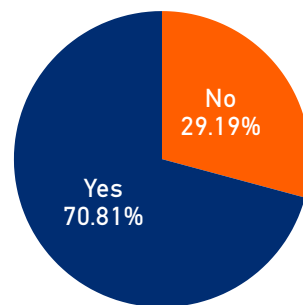
Average Number of Hours Working Per Week



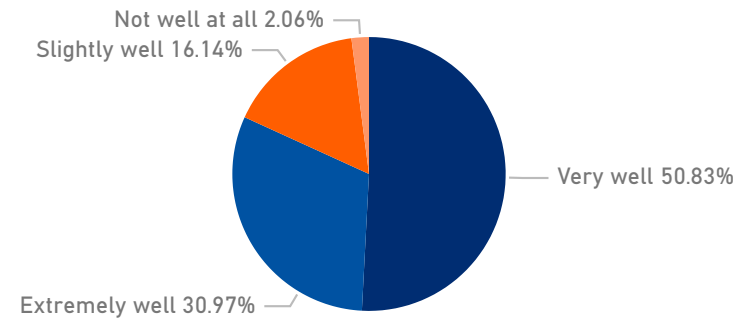
Overall Satisfaction with Entire Experience



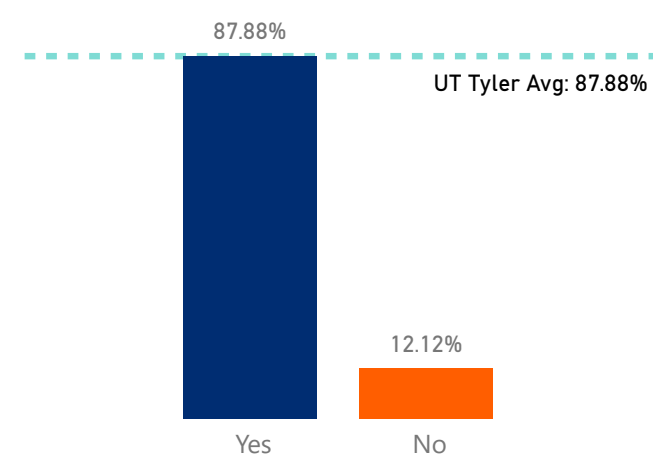
Degree Program Provided Research Opportunities*



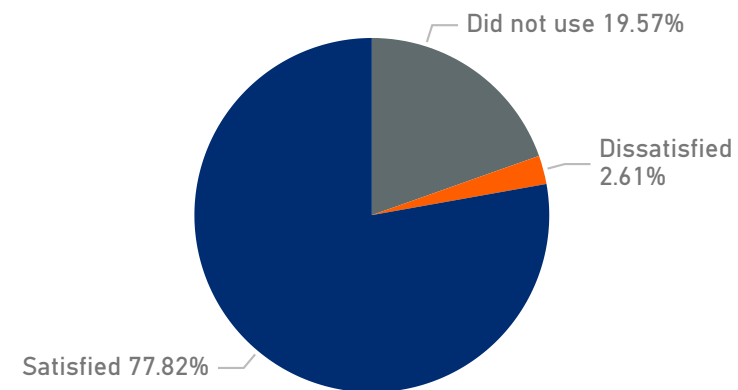
Program Focused on Marketable Skills:



Would you Attend UT Tyler again?



Satisfaction with Library Resources



*Students chose where the majority of their classes occurred

*The research questions have been rewritten for the 2019-20 survey to add clarity



2018-19 Graduation Exit Survey
Undergraduate-Academic Dashboard
Advising Summary

Select College Here

- College of Arts and Sciences
- College of Education and Psychology
- College of Engineering
- College of Nursing and Health Sciences
- Soules College of Business

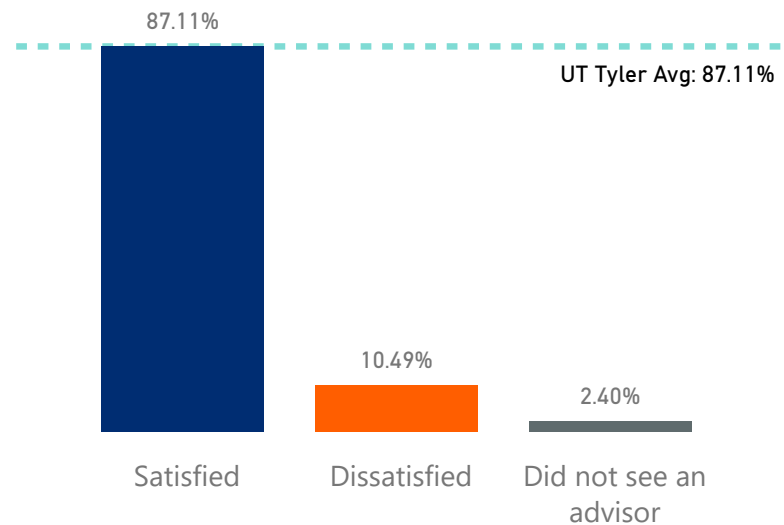
Select Location Here*

- Houston
- Longview
- Online
- Palestine
- Tyler

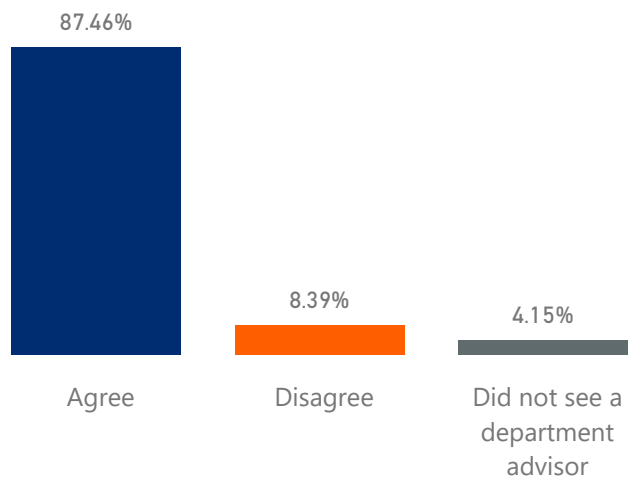
*Students chose where the majority of their classes occurred



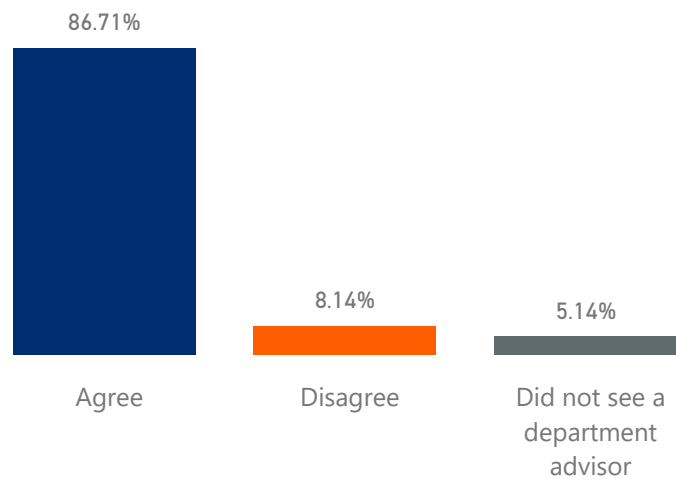
Overall Satisfaction with Advising



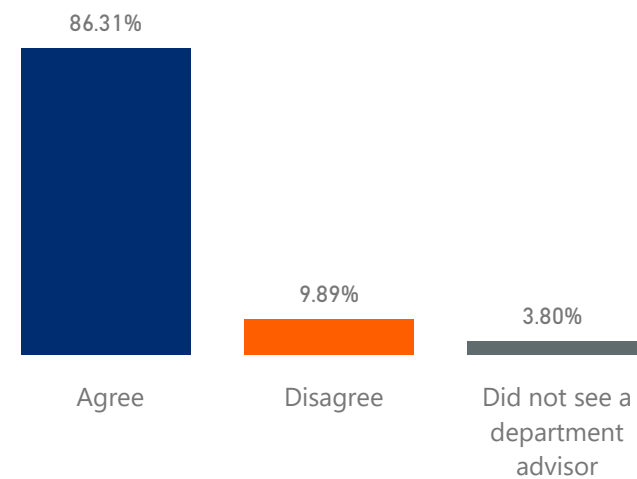
Advisor Provided Accurate Degree Plan Information



Advisor Provided Guidance to Achieve my Graduation Timeline



Advisor Was Easy to Contact





My UT Tyler Education helped me to:

Core Status Upon Admission:

All

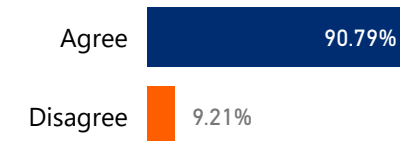
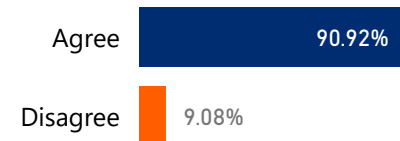
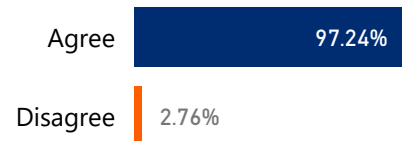
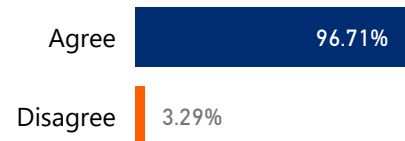


Develop and express ideas clearly to foster understanding through effective communication

Demonstrate use of credible and relevant sources to support ideas and information

Apply appropriate mathematical concepts and tools to model everyday occurrences

Apply scientific methods to explain and predict natural phenomena



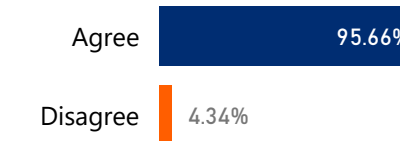
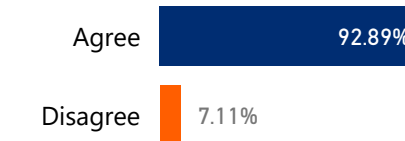
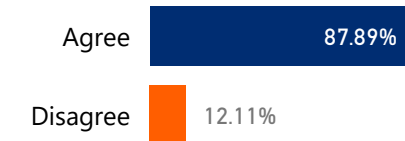
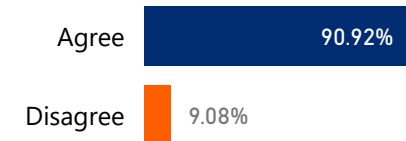
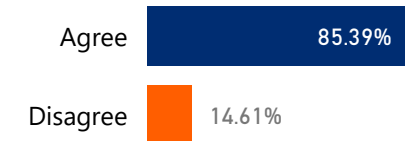
Describe the role of fine arts in contributing to society and to the individual throughout history

Consider the impact and effect of past events or ideas in the development of the U.S.

Compare types of government based on philosophies, politics, and civic engagement

Apply social and behavioral scientific methods to understand human behavior and interactions

Describe how ideas, values, beliefs, and other aspects of culture affect human experience

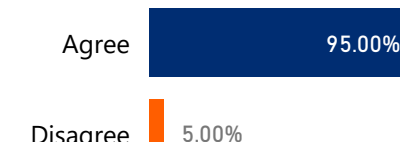
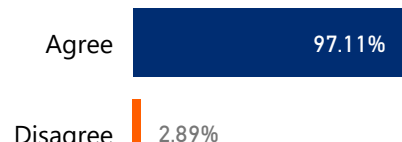
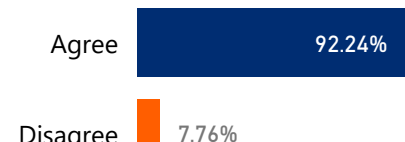


Apply intercultural knowledge and global understanding

Analyze data to make judgments and draw appropriate conclusions

Make personal decisions in the context of moral reasoning and professional ethics

Work effectively as a team member



Response Rate

1881 students completed the 2018-19 Graduation Exit Survey- Undergraduate.

1959 applied for graduation 2018-19. (note: 94 students were applicants for Fall 2019 and included in this survey)

Response rate is 96.02%.

College	Applicants*	Survey Completers	Response Rate
College of Arts and Sciences	379	384	101%
College of Education and Psychology	222	188	85%
College of Engineering	264	267	101%
College of Nursing and Health Sciences	675	647	96%
Soules College of Business	419	395	94%

*Applicant data is downloaded from OBIEE after the graduation deadline each semester. Late applicants may not be included in this number, thus resulting in response rates higher than 100%.