



UT Tyler™ **SCHOOL OF
NURSING**

**NURS 5111:
The Advanced Practice Registered Nurse Role:
Foundations for Advanced Practice Registered
Nursing**

**Course Syllabus
Summer 2022**

**Course Faculty
Dr. Tanya Schlemmer, DNP, MHA, MSN-Ed, APRN, AG-ACNP-BC,
FNP-C, CCRN-CMC, RN-BC**

WELCOME

Welcome to NURS 5111 – The Advanced Practice Registered Nurse Role: Foundations for Advanced Practice Registered Nursing. Your instructor for this course is Dr. Tanya Schlemmer. This course will further introduce you to the APRN role in preparation for your professional practice as an Advanced Practice Registered Nurse/Nurse Practitioner.

COURSE INSTRUCTOR

Dr. Tanya Schlemmer, DNP, APRN, MHA, MSN-Ed, AGACNP-BC, FNP-C, CCRN-CMC, RN-BC

Title: Clinical Associate Professor, Lead Faculty

Email: tschlemmer@uttyler.edu

Cell Phone: available inside the Canvas Course

Office Hours: Thursday evening Zoom, and also by appointment

Contact preference: Preferred contact via course email.

COURSE DESCRIPTION

Study of the Advanced Practice Nurse (APN) role. The evolution of the role, current and continuing issues relevant to advanced practice nursing, and clinical practice issues related to health promotion and disease prevention.

PREREQUISITES

Admission to any MSN degree program or Family Nurse Practitioner (FNP) or Psychiatric Mental health Nurse Practitioner (PMHNP) post-master's certificate.

ADDITIONAL COURSE INFORMATION

This course will study the Advanced Practice Registered Nurse (APRN) role and selected issues such as the scope of practice, political, economic, and legislative influences are analyzed. The historical development and acceptance of the nurse practitioner role is traced through nursing practice acts, requirements imposed by boards of nursing, national certification efforts, third party payment systems, and various professional organizations.

OBJECTIVES

Upon successful completion of this course, the student will have demonstrated the ability to:

1. Examine the historical evolution of advanced practice registered nursing roles.
2. Evaluate the key National Organization of Nurse Practitioner Faculty (NONPF) concepts and competencies related to advanced practice registered nursing.
3. Examine the scope of practice within the advanced practice registered nursing roles of provider, teacher/educator, advocate, consultant, and collaborator.

4. Investigate professional responsibilities and advocacy of advanced practice registered nursing roles.
5. Compare operational definitions and differing scopes of practice for selected advanced practice registered nursing specialties.
6. Investigate the impact of current health policy and reimbursement on advanced practice registered nursing roles.
7. Describe key factors essential for marketing the Nurse Practitioner role, including formulating, articulating, and negotiating APRN positions.

REQUIRED RESOURCES

Buppert, C. (2018). *Nurse practitioner's business practice and legal guide (6th ed.)*. Sudbury, MA: Jones & Bartlett Learning.

Joel, L. (2017). *Advanced practice nursing: Essentials for role development. (4th ed.)*. F.A. Davis: Philadelphia, PA.

EVALUATION/ GRADING

Class Participation & evaluation of group	Active participation is required to successfully complete the course.	25%
Professional Practice Statement	A purposeful and reflective essay that addresses: <ul style="list-style-type: none"> • Reasons for becoming an advanced practice registered nurse • Personal philosophy of nursing practice • Goals for the future 	30%
Group Discussions and Presentation of Selected Topic Relevant to Advanced Nursing Practice	<ul style="list-style-type: none"> • Collaborative group presentation of selected advanced nursing practice topics • The group presentation rubric will be used in grading this assignment. • Zoom Topics Discussion Board will be used for grading. 	45%
Membership to NP professional organization	Successful completion of this requirement will include submission of receipt or copy of membership card from one NP professional organization (e.g. TNP, AANP, etc.) to faculty via Canvas	P/F
Total		100%

All late assignments will be assessed a 5 points per day penalty (including week-ends) when the assignment is not posted by the due date and specified time unless prior arrangements are made with the instructor. All assignments are due by the time (Central Standard Time) specified in the Course Calendar. Assignments must be posted via the assignment icon on Canvas – NOT by email.

GROUP DISCUSSION & PRESENTATION OF SELECTED GROUP TOPICS:

Each student will self-assign to a group, designated numerically [you may also creatively name your group!]. Groups consist of no more than four students in each group. Once the groups have been determined and named select your team leader. The topics listed correlate with number of each group (e.g. Group 1 will address the topic of Regulatory Bodies, etc.)

- References must be included, and should be current, within the past 5 years from professional peer reviewed sources (Not internet fact sheets or Wikipedia).
- The presentations are to be posted as a creative presentation. This can be done using the multimedia tool of your choice (e.g. PowerPoint, YouTube, Zoom recording, Prezi, etc.).
- The group presentation is awarded **one** grade applicable to all group members.
- Individuals will post two substantive DB thread posts toward two different groups projects.
- Individual member grades will be determined based on the evaluations of each team member. Each **member** of the Group must submit a Group Evaluation Form. This form is used to evaluate each member of the Group, including a self-evaluation. Participation will be evaluated using the following criteria:
 - Makes meaningful contributions to the course discussion that are supported by the literature or professional organizations
 - Poses relevant questions and makes meaningful comments in response to faculty or other students
 - Comments demonstrate reflection and critical thinking for Peer evaluation of online group participation

Each Group is required to submit a planning worksheet by **June 3rd, 2022**. The planning worksheet should include:

1. Topic Assigned
2. All group members' names
3. Group Leader
4. Objectives for the on-line presentation
5. Outline of the content
 - a Brief listing of topic items or content to be discussed
6. Implications for practice

GROUP PRESENTATION TOPICS – FINAL PROJECT

Group	Topic	Suggested (but not limited to) questions/content areas to consider for group presentation
1	Regulatory Bodies	What are U.S. Nursing Regulatory Bodies? What is the NCSBN? What are the guiding principles of Nursing Regulation? What is the Global Regulatory Atlas? Identify the list the governance powers of the nursing regulatory body [included within the global regulatory atlas]. What is a Nurse Compact Licensure Agreement and briefly describe?
2	Regulatory Agencies	List and briefly describe the various Regulatory Agencies [CMS, OSHA, FDA, DEA, CDC, AHRQ, TLC]. How do these agencies impact APRNs practice? What is Health Care Policy? Briefly compare and contrast two agencies' responsibilities for Health Care Policy at the state versus federal level.
3	Disciplinary Action	What are the 13 available types of disciplinary actions or options? Provide a list of and offer descriptive examples for 8 of those types. What is the length of time for storage and where are these actions stored? How are APRN imposters identified? How do we prevent or protect against imposter activities?
4	Formulation and Approval of Credentialing	Analyze the roles played by education, accreditation, certification, and licensure in the regulation of advanced practice. What is the impact of the APRN consensus statement? Compare and contrast the scope of the APRN role in Texas as compared to a state with more autonomy (include barriers to practice). Discuss the differences between clinical and full staff privileges.
5	Prescriptive Authority for APRNs	Discuss Prescriptive Authority for APRNs including history, and current status, in Texas (site-based delegated authority). Discuss the variation in Prescriptive Authority nationally. What are the regulations and guidelines in Texas? What are rules associated with Prescriptive Authority? What are rules for prescribing controlled substances in Texas? What are the particular Board of Nursing (BON) rules for continued education related to Prescriptive Authority for APRNs?
6	Payment for NP Service	Discuss current policy for reimbursement of NP services (both include both private and public carriers such as Medicare, Medicaid, and private insurance). What is the process for an NP to be listed as a primary care provider? Discuss the impact of the “invisibility of NPs” in relation to billing “incident to” physician services. What are challenges/limitations of current payment for NP services?

7	Policy and the influence of professional organizations	What can the individual APRN do to impact health policy? What are strategies to influence policy? What legislative issues are currently on the table for APRNs in Texas? What other state/national organizations influence policies related to APN practice? Should NPs join professional organizations which support advanced nursing practice? What are purposes, benefits, costs associated with membership in AANP, ACNP, TNP, other state and national NP organizations? How does membership benefit NPs individually and as a profession?
8	Advocacy	Identify the definition of Advocacy. Consider all forms of role Advocacy as an APRN: patient's/families, policy, community, the profession, individual/self (self-care, contracts, schedules), etc. Describe additional or potential topics for advocacy within the APRN role. Share/Discuss specific examples and the impact (positive or negative).
9	IOM Report: "The Future of Nursing: Leading Change, Advancing Health"	Discuss the implications of the IOM Report on the Future of Advanced Practice Nursing. Discuss the implications of the Affordable Care Act, and how this will impact Advanced Practice Nursing. How has this report stimulated movement toward full utilization of APRNs in primary care? In particular, discuss the implications of Key Messages #1 & 2 in the report.
10	Environments for APRN Employment	What are the various environments that APRNs typically practice? Share four comparative examples displaying the APRN differences for scope of practice within various environments. Describe the type of environment and the typical APRN role within these different environments: Occupational Health, Forensics, School/College Health, Legal Nurse Consulting, Parish Nursing, Cruise Line Healthcare, Mercy Ship, Travel Health, Wilderness Medicine, Mobile Unit, Telehealth for Insurance entity, Concierge Medicine, and Integrative Medicine; other's may be added. Give job descriptions or work type examples for four of the environments.

DISCUSSION BOARD, ZOOM SESSIONS PARTICPATION

Discussion Board [DB] presentation of recorded zoom session topics will be available for additional shared course content. Participation in the Live Zoom Sessions are encouraged. If you are unable to attend the live Zoom, then you are expected to watch the recorded zoom. The zoom videos will be shared inside the Zoom Topics DB. A minimum of One Substantive post is expected during the semester for Zoom topic DB participation. Group Presentation is **DUE by July 22nd, 2022** as an upload in the Shared Discussion Board feed for all groups to view. **Individual substantive posts are Due during the week of August 1st, 2022.**

PROFESSIONAL PRACTICE STATEMENT

Each student will be required to develop a professional practice statement. The assignment should be a thoughtful and reflective essay that addresses the student's reasons for becoming an advanced practice registered nurse, personal philosophy for nursing practice, and goals for the future.

DUE July 1st, 2022.

MEMBERSHIP IN PROFESSIONAL ORGANIZATION

Professionalism is an important part of the role of Advanced Practice Nursing. Students must submit proof of membership in either a State or National Nurse Practitioner Organization. Submit receipt of membership or a copy of your membership card via the assignment link. Acceptable organizations include (but not limited to) Texas Nurse Practitioners, American Academy of Nurse Practitioners, American College of Nurse Practitioners. **DUE August 5th, 2022.**

IMPORTANT UNIVERSITY DATES:

- May 9th, 2022 – CLASSES BEGIN
- May 23rd, 2022 – Census Day
- May 30th, 2022 – Memorial Day Holiday – No classes
- July 4th, 2022 – Holiday – No classes
- July 12th, 2022 – Last day to withdraw from course
- August 13th, 2022 – End of Term

COURSE CALENDAR

Begin Date	Assignment	Instruction
05/09/2022	First Class Day <ul style="list-style-type: none">• Review Introduction to Course• Self-Assign to Groups	Complete by 05/20/2022
05/09/2022	Module 1: History of Advanced Practice Nursing	Complete Module Learning Activities by 06/11/2022
	Weekly Thursday [7-8p] Zoom Sessions, some are pre-recorded *for various topics*	Generate One Substantive DB post toward one topic during the semester
06/03/2022	Group Planning Worksheet	Group Planning worksheet Due 06/03/2022
06/12/2022	Module 2: Preparation for APRN Practice	Complete Module Learning Activities by 07/16/2022
07/01/2022	Professional Practice Statement	Submit essay in a word document Due 07/01/2022
07/17/2022	Module 3: Implementing the APRN Role	Complete Module Learning Activities by 08/06/2022

07/18/2022	Group Presentation DB is OPEN	You may begin to Post your Group presentation into the DB feed.
07/22/2022	Group Presentation DB is DUE	All Group Presentations are due by 07/22/2022 and posted into the Shared Group DB Forum thread.
07/25/2022	Add Individual response to Presentations begins during this week	Submit DB response to group presentation during this week
08/01/2022	Proof of Membership to Professional Organization DUE	Submit receipt of membership, screenshot of membership status
08/01/2022	Group presentations remain open for review and comments during this week	Substantive posts towards 2 different group presentations Due By 08/05/2022
08/13/2022	End of term	

POLICIES AND EXPECTATIONS

Accessing Library Resources

Students enrolled in this course have several options to access library resources. You may visit your home campus library or the [Robert R. Muntz Library](#) at the University of Texas at Tyler. Follow this link, and then complete the instructions at those sites for accessing information from a distant site.

Course Evaluation

The University of Texas at Tyler requests that students complete a voluntary evaluation of both the faculty and the course. These evaluations are used to make improvements and adjustments in overall learning forums. In addition, an end of semester evaluation specifically for this course will be made available for you to complete in the last week of instruction. Your comments and recommendations will be considered seriously as the course is updated. Your input throughout the semester contributes to faculty commitment to continually improve the quality and relevance of this course.

IMPORTANT UNIVERSITY POLICIES

<http://www.uttyler.edu/academicaffairs/syllabuspolicies.pdf>

Students Rights and Responsibilities

To know and understand the policies that affect your rights and responsibilities as a student at UT Tyler, please follow this link: <http://www.uttyler.edu/wellness/rightsresponsibilities.php>

Grade Replacement/Forgiveness and Census Date Policies

Students repeating a course for grade forgiveness (grade replacement) must file a Grade Replacement Contract with the Enrollment Services Center (ADM 230) on or before the Census Date of the semester in which the course will be repeated. Grade Replacement Contracts are available in the Enrollment Services Center or at <http://www.uttyler.edu/registrar>. Each semester's Census Date can be found on the Contract itself, on the Academic Calendar, or in the information pamphlets published

each semester by the Office of the Registrar. Failure to file a Grade Replacement Contract will result in both the original and repeated grade being used to calculate your overall grade point average. Undergraduates are eligible to exercise grade replacement for only three course repeats during their career at UT Tyler; graduates are eligible for two grade replacements. Full policy details are printed on each Grade Replacement Contract.

Census Date

The Census Date is the deadline for many forms and enrollment actions that students need to be aware of. These include:

- Submitting Grade Replacement Contracts, Transient Forms, requests to withhold directory information, approvals for taking courses as Audit, Pass/Fail or Credit/No Credit.
- Receiving 100% refunds for partial withdrawals. (There is no refund for these after the Census Date)
- Schedule adjustments (section changes, adding a new class, dropping without a “W” grade)
- Being reinstated or re-enrolled in classes after being dropped for non-payment
- Completing the process for tuition exemptions or waivers through Financial Aid

State-Mandated Course Drop Policy

Texas law prohibits a student who began college for the first time in Fall 2007 or thereafter from dropping **more than six courses** during their entire undergraduate career. This includes courses dropped at another 2-year or 4-year Texas public college or university. For purposes of this rule, a dropped course is any course that is dropped after the census date (See Academic Calendar for the specific date).

Exceptions to the 6-drop rule may be found in the catalog. Petitions for exemptions must be submitted to the Enrollment Services Center and must be accompanied by documentation of the extenuating circumstance. Please contact the Enrollment Services Center if you have any questions.

Disability Services

In accordance with federal law, a student requesting accommodation must provide documentation of his/her disability to the Disability Services counselor. If you have a disability, including a learning disability, for which you request an accommodation, please contact the Disability Services office.

Student Absence due to Religious Observance

Students who anticipate being absent from class due to a religious observance are requested to inform the instructor of such absences by the second class meeting of the semester. At that time the instructor will set a date and time when make-up assignments will be completed.

Student Absence for University-Sponsored Events and Activities

If you intend to be absent for a university-sponsored event or activity, you (or the event sponsor) must notify the instructor at least two weeks prior to the date of the planned absence. At that time the instructor will set a date and time when make-up assignments will be completed.

Social Security and FERPA Statement:

It is the policy of The University of Texas at Tyler to protect the confidential nature of social security numbers. The University has changed its computer programming so that all students have an identification number. The electronic transmission of grades (e.g., via e-mail) risks violation of the

Family Educational Rights and Privacy Act; grades will not be transmitted electronically.

Student Services (903) 566-7254

The goal of the Student Services Program is to offer a broad range of interventions that may be used by students who wish to improve their academic performance or by those who are on academic probation.

The Learning Strategies Program offers the Learning and Study Strategies Inventory (LASSI), which helps students identify potential areas of improvement. These areas can range from:

- Study Strategies, Finding the Main Idea, Test-Taking Skills, Test Anxiety, Note Taking Skills

Once these areas are identified, a counselor will aid the student in creating an individualized program that the student may use to help improve his or her academic performance. The individualized program may consist of specific study and learning strategies, additional assessment, individual counseling or referrals to other campus services.

Technical Information

This is a centralized listing of important technical information and assistance.

If you experience technical problems or have a technical question about this course you can obtain assistance by accessing [The UT Tyler Campus Computing Center](#). • Computer Requirements- minimum hardware requirements and recommended software configurations ▪ Ensuring you have the proper hardware and software is imperative to your success in an online course. The requirements chart below is based on those results of testing conducted by Canvas. Additional is available at [Canvas Client Browser Configurations guidelines \(.pdf\)](#).

o **Audio**

16 bit or better sound card and speakers (if your course contains audio content)

o **Internet Connection**

56.6 KBPS modem, cable modem, DSL, or intranet (T-1)

Note: Corporate or academic security firewalls may block some course content, such as chat or streaming media

o **Email Address**

Email is a vital communication medium in online learning. It is important that you have a working email address to receive communications from your advisor, instructors, and classmates. You are responsible for keeping your email address and other personal information up to date in the Tools Area, Personal Information section.

o **Virus Protection**

It is recommended that you protect your computer from viruses. Keep your antivirus software up to date with the latest virus updates. Antivirus and Personal Firewall products may be available to you for free or at a reduced price through the [Campus Computing Center](#). Check with your ISP, network help desk, or search the Internet for more information and product resources.

o **Spyware & Adware Protection**

Spyware and Adware are fast-growing threats that represent a major security and privacy risk. **Spyware** is a program that is installed, with or without the user's permission, and can monitor computer activity while broadcasting the information back to an outside party that controls the

program. **Adware** displays unwanted advertising to your computer, can track your Web surfing habits and report it back to a central advertising server. It can slow your PC to a crawl by bombarding it with unwanted ads. Spyware and Adware removal tools and protection may be obtained through the [Campus Computing Center](#) or online resources.

○ **Browsers**



○ **Download Safari**

- UT Tyler courses use Java, JavaScript, browser plug-ins, helper applications and cookies. It is **essential** that you have these elements installed and enabled in your web browser for optimal viewing of the content and functions of your online course.
- Unsupported Browsers-America Online (AOL), Prodigy, Juno, MSN, Yahoo and other Internet Service Providers (ISPs), provide their own internal and proprietary web browsers. These browsers may not be compatible with UT Tyler courses. We strongly recommend downloading and installing one of the Canvas supported browsers listed above to ensure optimal functionality with the elements of your online course.
- **Note:** It's not recommended to use IE on Macintosh since it is no longer supported by Microsoft.

			Microsoft® Internet Explorer					Netscape® Navigator®			
			5.0	5.1	5.2	5.5	6.0	4.76	4.77	6.2	7.0
Blackboard Learning System™ and Blackboard Portal System™ (Release 6.0 and 6.1)	Microsoft Windows®	Windows 2000*	X	n/a	n/a	X	X		X		X
		Windows XP	n/a	n/a	n/a	n/a	X				X
	Apple® Macintosh®	Mac® OS 9.2		X		n/a	n/a	NS	X	NS	X
		Mac OS X.1		X	X	n/a	n/a	NS	NS	NS	X
		Mac OS X.2			X	n/a	n/a	NS	NS	NS	X
Blackboard Learning System ML™	Microsoft Windows	Windows 2000				X			X		
	Apple Macintosh	Mac OS X.1			X					X	

NOTES:

Client Browser Configurations marked with an "X" are Certified. Certified configurations have undergone a thorough set of tests conducted by Blackboard Quality Assurance and are 100% supported by Blackboard Product Support.


Client Browser Configurations marked with "n/a" are configuration combinations not supported by Apple, Microsoft or Netscape.








Client Browser Configurations marked with "NS" are not supported by Blackboard. There are known issues with these configurations and Blackboard recommends that you avoid using these configurations.

All other configurations are Compatible. Compatible Client Browser Configurations have undergone a limited engineering analysis, and this designation indicates that Blackboard is not aware of any issues resulting from that configuration. *Microsoft Windows 2000 supported configurations are considered compatible when run on Windows 95, Windows 98, and Windows ME.

Blackboard, the Blackboard logo, Blackboard e-Education Suite, Blackboard S, and Bringing Education Online are either registered trademarks or trademarks of Blackboard Inc. in the United States and/or other countries. Microsoft and Windows are registered trademarks of Microsoft Corporation in the United States and/or other countries. Apple, Macintosh, Mac, and Mac OS are registered trademarks of Apple Computer, Inc. in the United States and/or other countries. Netscape, Netscape Communicator, and Netscape Navigator are registered trademarks of Netscape Communications Corp. in the United States and/or other countries.

○ **Plug-ins and Helper Applications**

-  Macromedia Flash Player allows you to view content created with Flash such as interactive web applications and animations.

-  Shockwave Player allows you to view content created with Macromedia Director such as games and interactive 3D simulations.
-  RealPlayer allows you to view and listen to streaming video and audio.
-  QuickTime Player allows Mac and Windows users to play back audio and video files.
-  Windows Media Player allows you to view, listen and download streaming video and audio.
-  Adobe Reader allows you to view, save, and print Adobe Portable Document Format (PDF) files.
-  Sun Java Runtime Engine (JRE) allows you to use interactive tools on the web.
-  PowerPoint Viewer 2003 lets you view full-featured presentations created in PowerPoint 97 and later versions.

- **Tools**

- [Canvas Academic Suite User Manual](#)
Resource detailing the tools and functions included as part of the *Canvas Academic Suite* from the Student or general user perspective
- **Getting Help** -If you are having technical problems, please contact the Campus Computing Center:
- **Campus Computing Center**
Business 101
3900 University Blvd
Tyler, TX 75799
(903) 566-7367
bbadmin@uttyler.edu
- **FAQ**-Frequently Asked Technical Questions o [UT Tyler Student Frequently Asked Technical Questions](#)