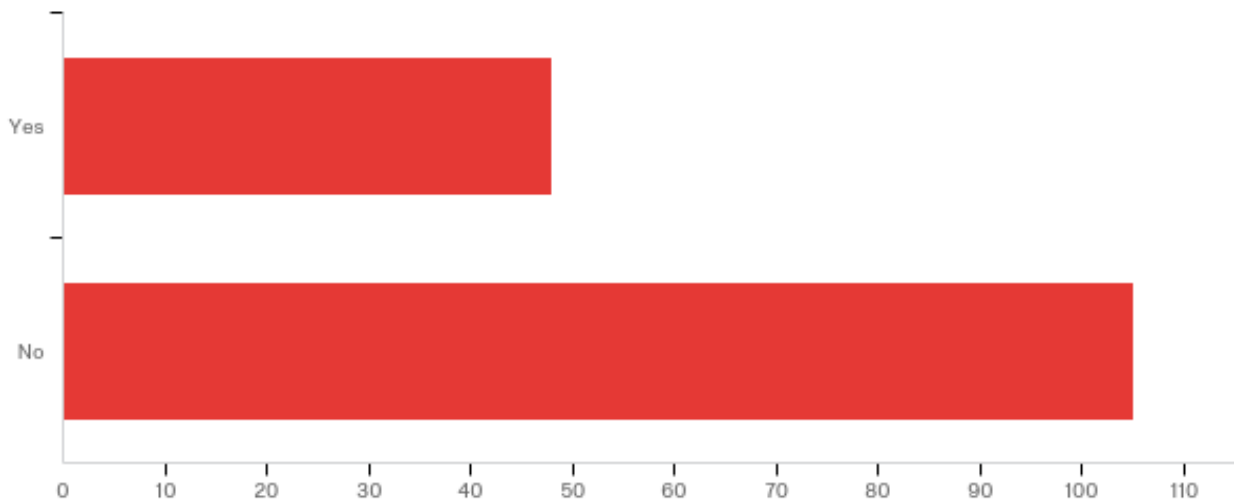


Below are the results to the Fall 2019 Election. Final placement will be announced on the website by end of October.

## SGA Fall 2019 Senator Election & Scooter Survey

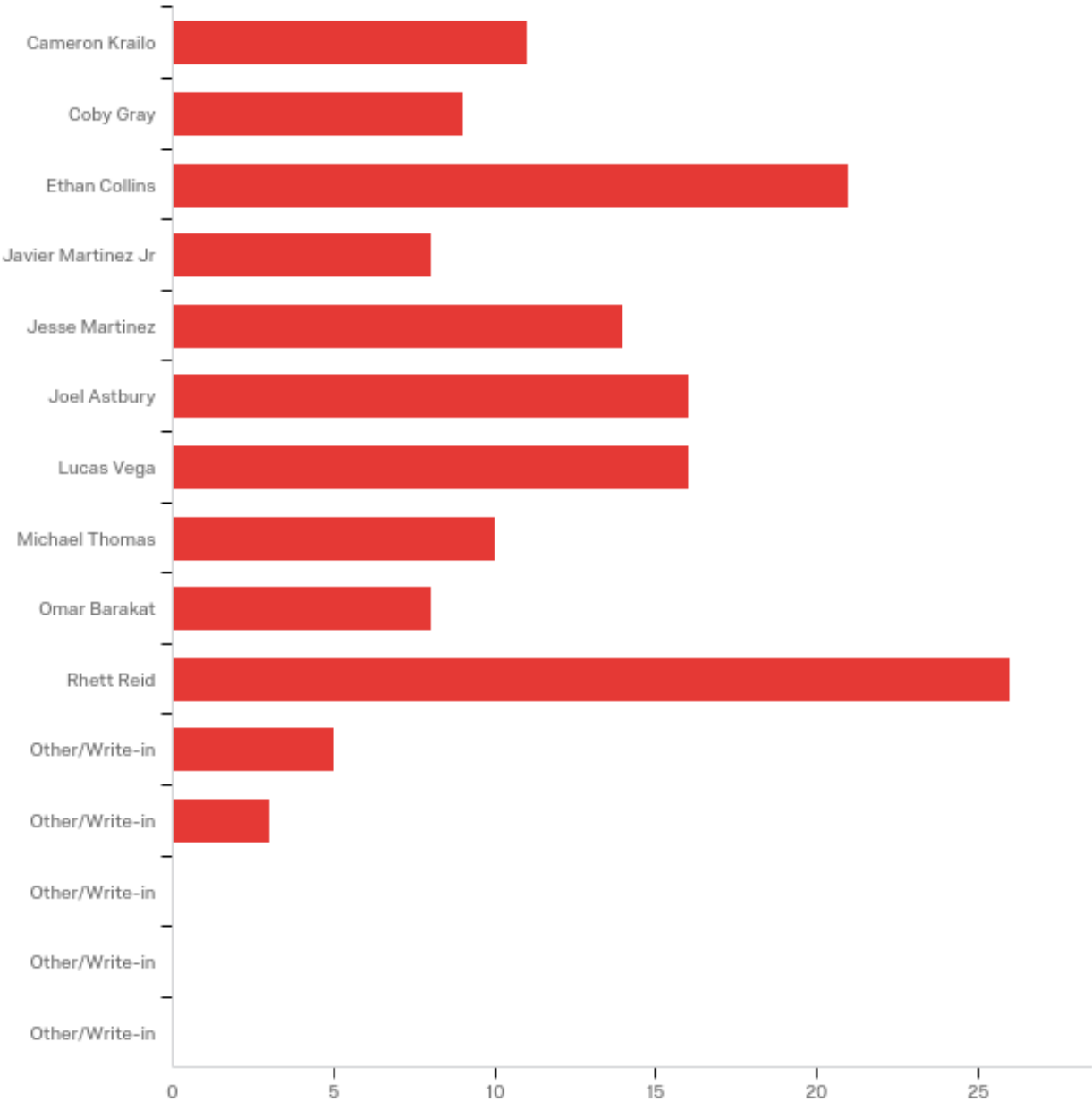
Are you currently classified as a freshman?



#	Field	Minimum	Maximum	Mean	Std Deviation	Variance	Count
1	Are you currently classified as a freshman?	1.00	2.00	1.69	0.46	0.22	153

#	Answer	%	Count
1	Yes	31.37%	48
2	No	68.63%	105
	Total	100%	153

Select up to five (5) candidates to represent the Freshman Class in the Student Government Association at the University of Texas at Tyler.



#	Answer	%	Count
9	Cameron Krailo	7.48%	11
2	Coby Gray	6.12%	9
3	Ethan Collins	14.29%	21
6	Javier Martinez Jr	5.44%	8

8	Jesse Martinez	9.52%	14
7	Joel Astbury	10.88%	16
17	Lucas Vega	10.88%	16
1	Michael Thomas	6.80%	10
10	Omar Barakat	5.44%	8
11	Rhett Reid	17.69%	26
12	Other/Write-in	3.40%	5
13	Other/Write-in	2.04%	3
14	Other/Write-in	0.00%	0
15	Other/Write-in	0.00%	0
16	Other/Write-in	0.00%	0
	Total	100%	147

#### Q20\_12\_TEXT - Other/Write-in

##### Other/Write-in - Text

---

Landon Thornton

---

Miguel Blanco

---

Joel Gonzales

---

Eli Sellers

---

Eli Sellers

#### Q20\_13\_TEXT - Other/Write-in

##### Other/Write-in - Text

---

Mikaela Kizer

---

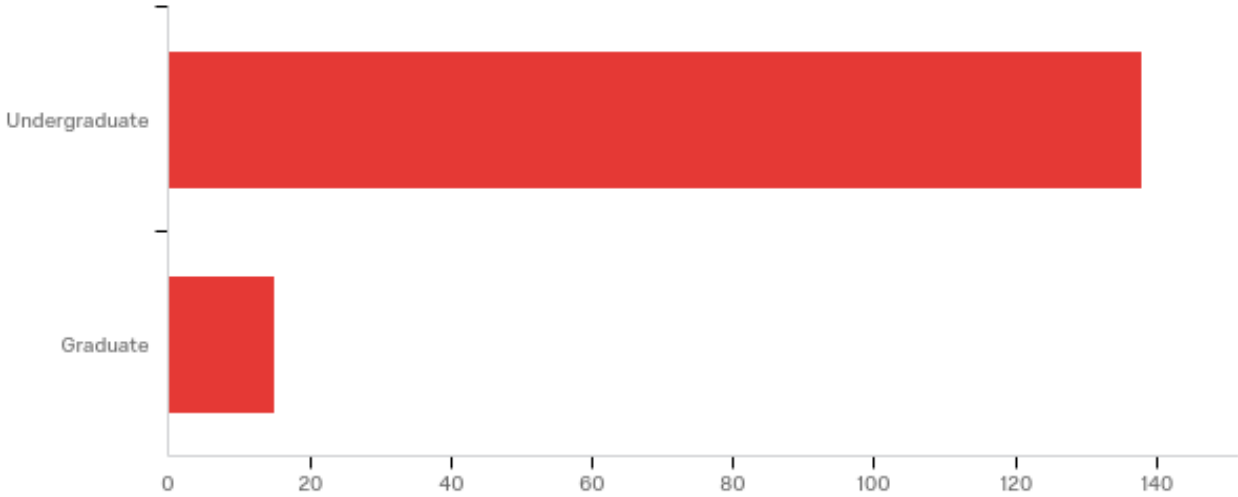
Landon Thornton

---

Landon Thornton

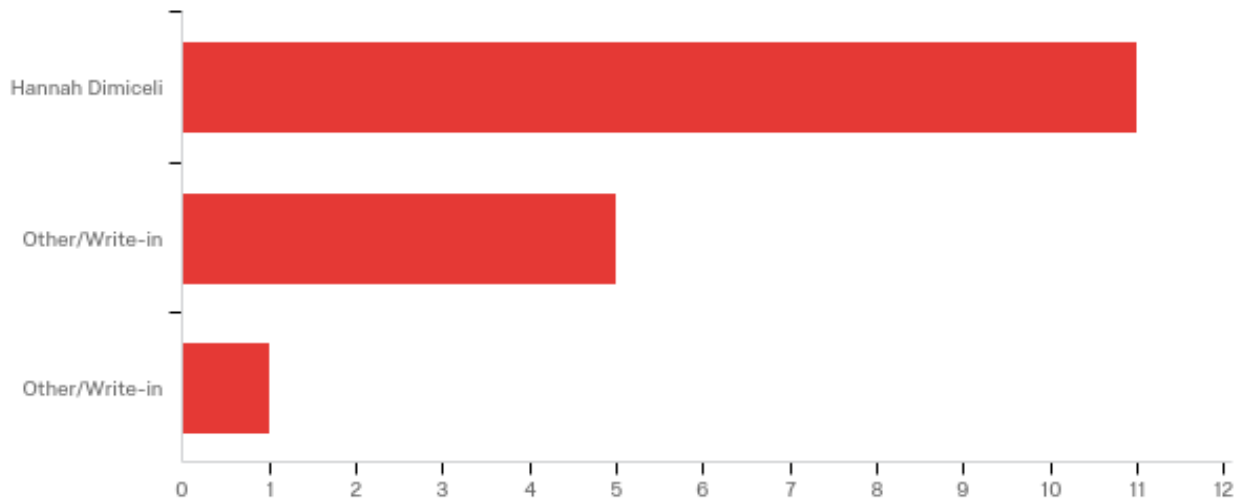


Select the enrollment status that applies to you.



#	Answer	%	Count
1	Undergraduate	90.20%	138
2	Graduate	9.80%	15
	Total	100%	153

Select two (2) graduate candidates to represent the Student Government Association at the University of Texas at Tyler.



#	Answer	%	Count
4	Hannah Dimiceli	64.71%	11
1	Other/Write-in	29.41%	5
2	Other/Write-in	5.88%	1
	Total	100%	17

Q42\_1\_TEXT - Other/Write-in

Other/Write-in - Text

Sohil Paudel

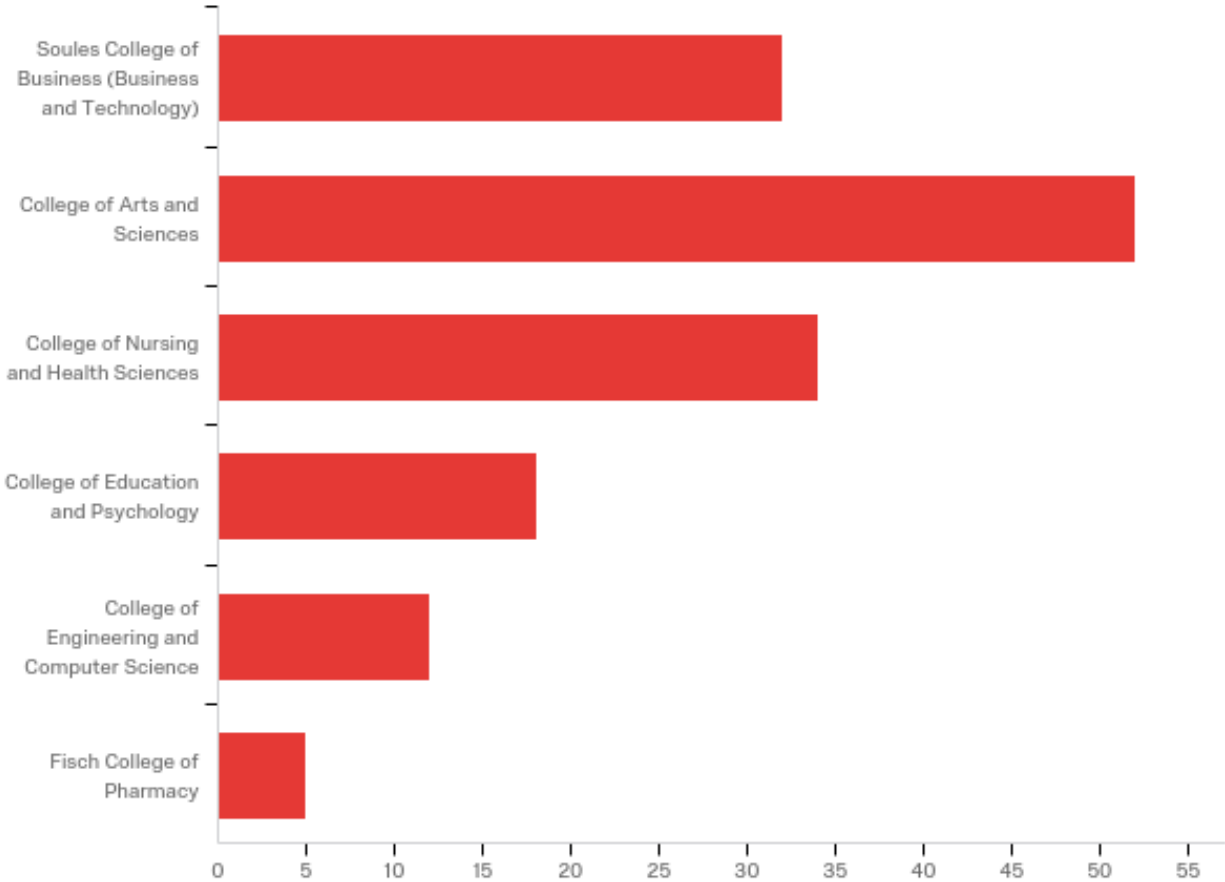
Jose Manuel Velarde

Rebecca flanders

Aldyn Edwards

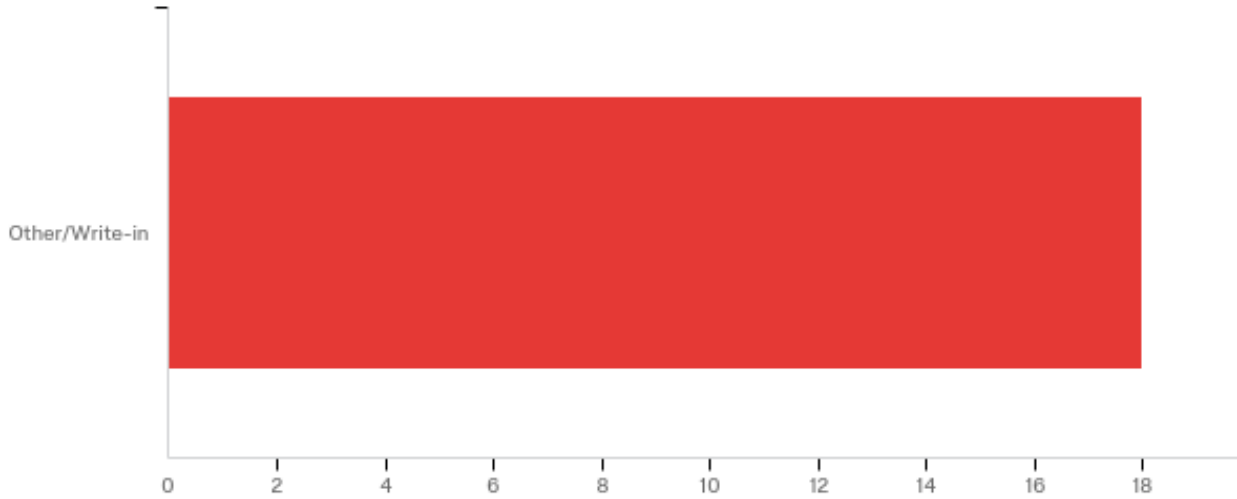
Katie Green

Select one (1) University of Texas at Tyler college that your major falls under.



#	Answer	%	Count
1	Soules College of Business (Business and Technology)	20.92%	32
2	College of Arts and Sciences	33.99%	52
3	College of Nursing and Health Sciences	22.22%	34
4	College of Education and Psychology	11.76%	18
5	College of Engineering and Computer Science	7.84%	12
7	Fisch College of Pharmacy	3.27%	5
	Total	100%	153

Select one (1) candidate to represent the Soules College of Business in the Student Government Association at the University of Texas at Tyler.



#	Answer	%	Count
4	Other/Write-in	100.00%	18
	Total	100%	18

Q40\_4\_TEXT - Other/Write-in

Other/Write-in - Text

- Carson Burnett

---

- Jose Manuel Velarde

---

- Gus Forster

---

- Rhett Reid

---

- Gus Forster

---

- Gus Forster

---

- Gus Forster

---

- Swoop

---

- Adam Biesiadny

---

- Tiffany Krider



Derek Knapp

---

Braden Bobo

---

Landon Thornton

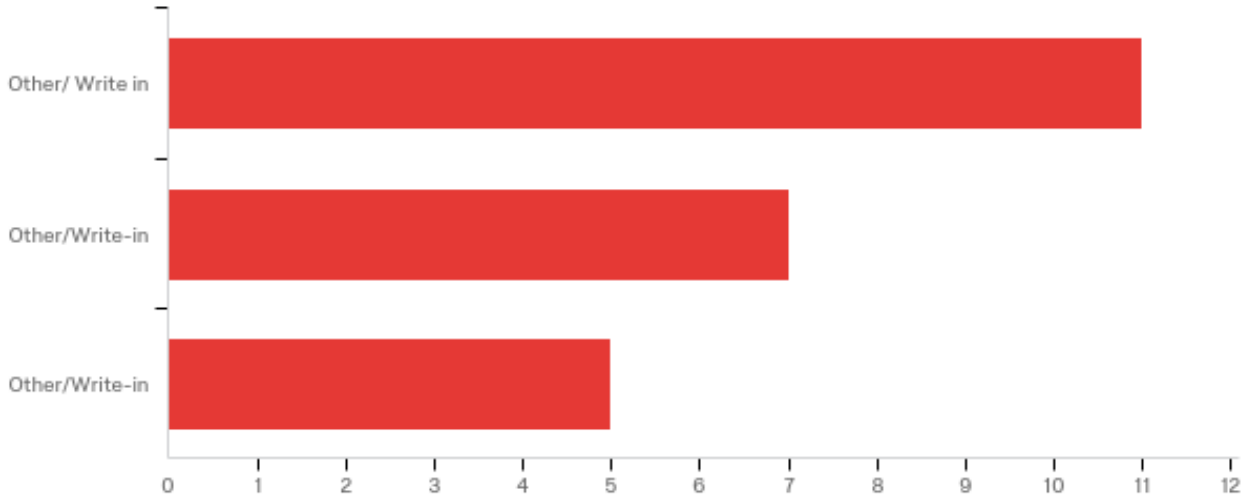
---

Landon Thornton

---

David Bauder

Select three (3) candidate to represent the College of Nursing and Health Sciences in the Student Government Association at the University of Texas at Tyler.



#	Answer	%	Count
7	Other/ Write in	47.83%	11
5	Other/Write-in	30.43%	7
11	Other/Write-in	21.74%	5
	Total	100%	23

Other/Write-in

Other/Write-in - Text

---

Mikaela Kizer

---

Morgan wright

---

Erika Gopffarta

---

Hattie Schultz

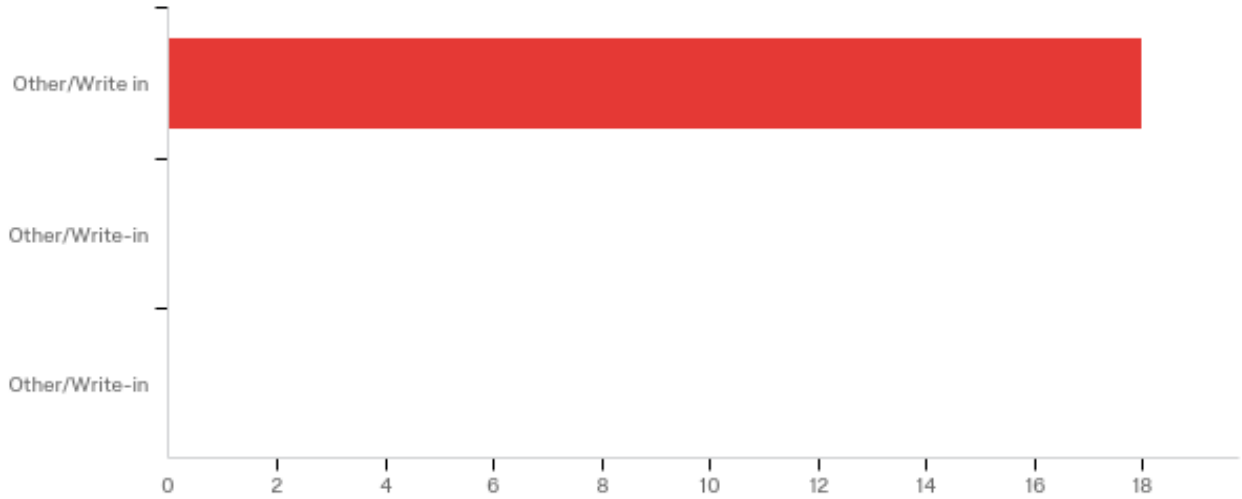
---

Race Bares

---

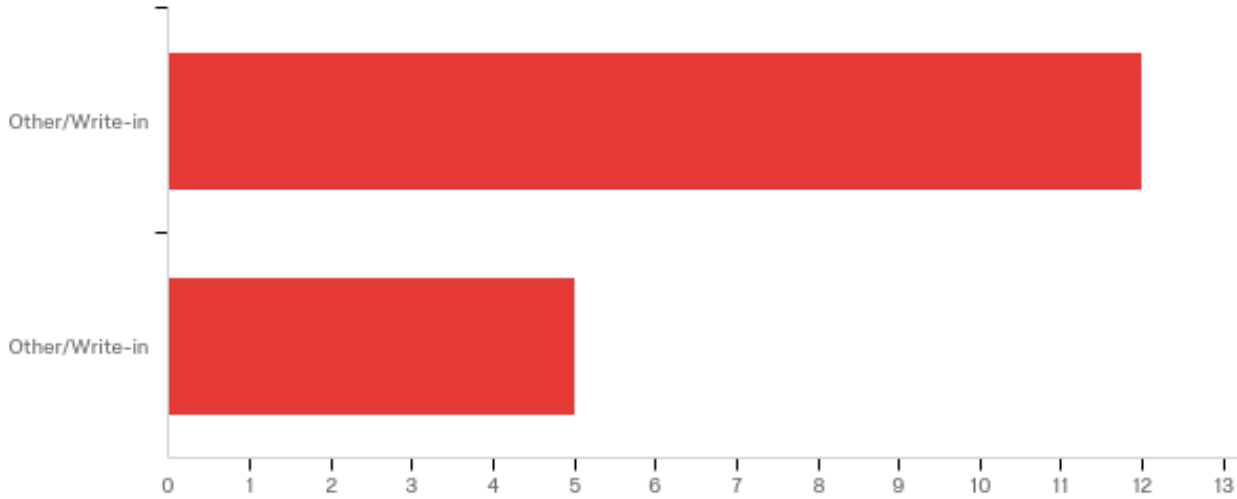
Brandy Swink

Select up to one (1) candidate to represent the College of Arts and Sciences in the Student Government Association at the University of Texas at Tyler.



#	Answer	%	Count
2	Other/Write in	100.00%	18
1	Other/Write-in	0.00%	0
9	Other/Write-in	0.00%	0
	Total	100%	18

Select up to two (2) candidates to represent the College of Engineering and Computer Science in the Student Government Association at the University of Texas at Tyler.



#	Answer	%	Count
2	Other/Write-in	70.59%	12
3	Other/Write-in	29.41%	5
	Total	100%	17

Other/Write-in

Other/Write-in - Text

- Nitish Bastola

---

- Jesse Martinez

---

- Sagar Shah

---

- Gus Forster

---

- Coby Gray

---

- George Clooney

---

- Omar Barakat

---

- Stuart Davis

---

- Zack Smolen

Justin Elder

Other/Write-in

Other/Write-in - Text

---

Sohil Paudel

---

Saurav Panthi

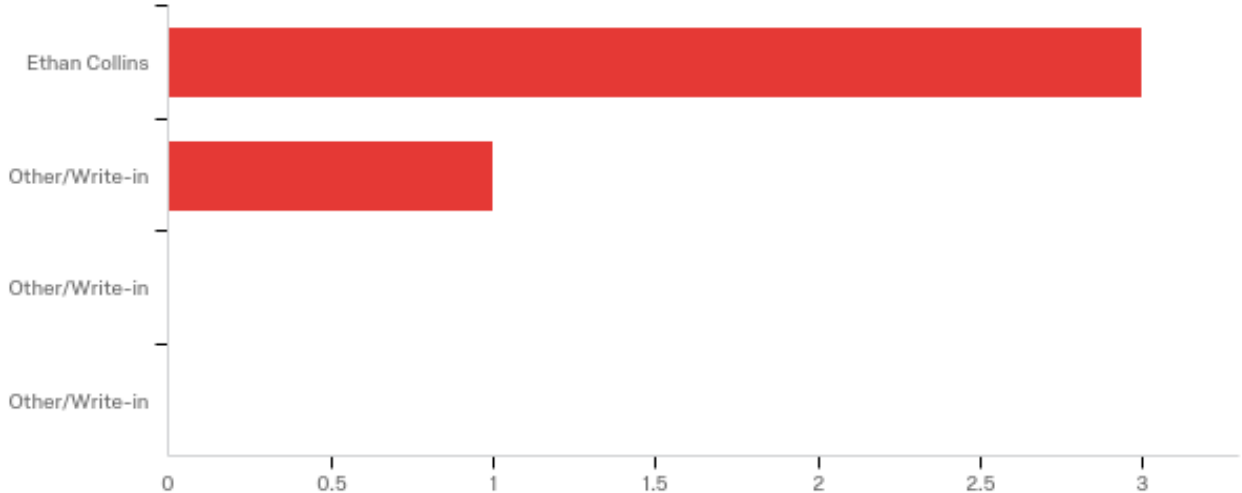
---

Ringo Star

---

Michael Campbell

Select up to three (3) candidate to represent the College of Pharmacy in the Student Government Association at the University of Texas at Tyler.



#	Answer	%	Count
6	Ethan Collins	75.00%	3
1	Other/Write-in	25.00%	1
4	Other/Write-in	0.00%	0
5	Other/Write-in	0.00%	0
	Total	100%	4

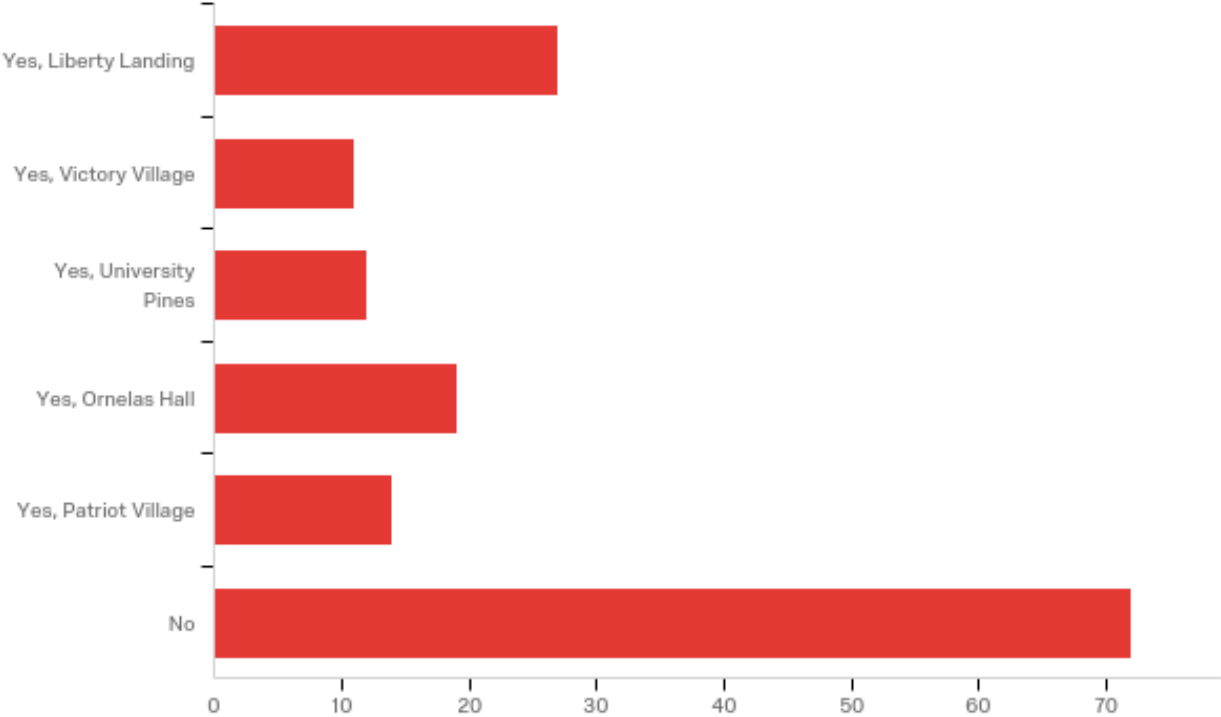
Other/Write-in

Other/Write-in - Text

---

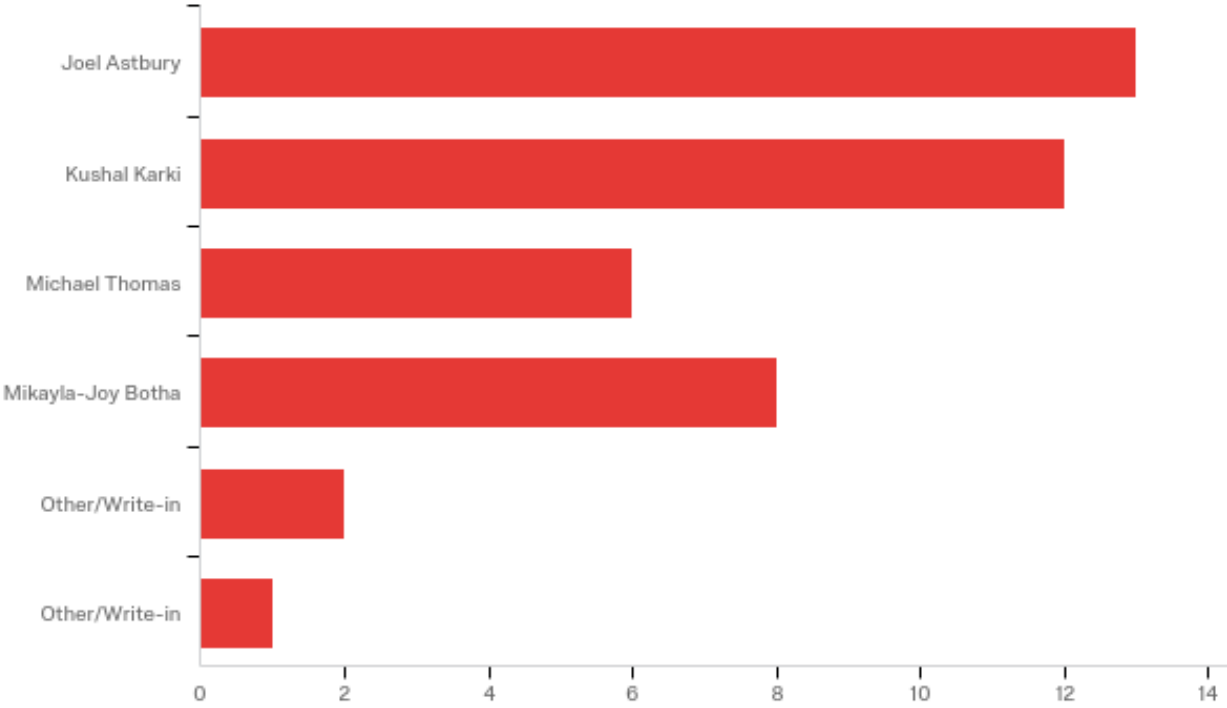
Tori Shiver

Do you live on campus? If so, select the residence hall/apartment complex you currently live in.



#	Answer	%	Count
1	Yes, Liberty Landing	17.42%	27
6	Yes, Victory Village	7.10%	11
2	Yes, University Pines	7.74%	12
3	Yes, Ornelas Hall	12.26%	19
4	Yes, Patriot Village	9.03%	14
5	No	46.45%	72
	Total	100%	155

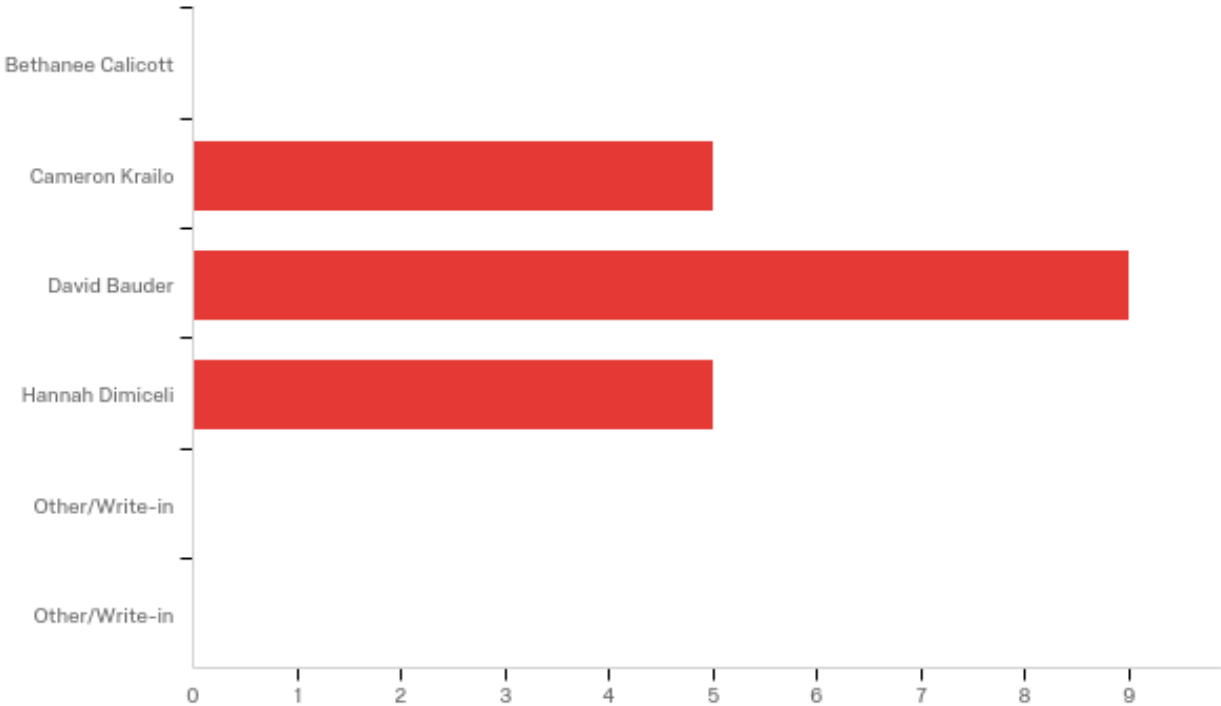
Select up to two (2) candidates to represent Liberty Landing residents in the Student Government Association at the University of Texas at Tyler.



#	Answer	%	Count
2	Joel Astbury	30.95%	13
6	Kushal Karki	28.57%	12
3	Michael Thomas	14.29%	6
1	Mikayla-Joy Botha	19.05%	8
7	Other/Write-in	4.76%	2
8	Other/Write-in	2.38%	1
	Total	100%	42

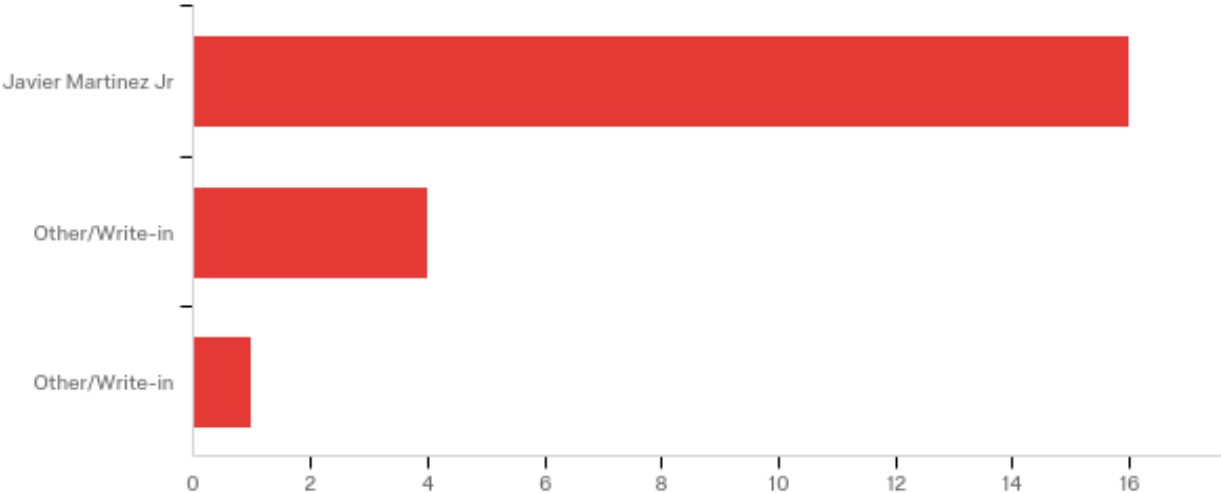


Select up to two (2) candidates to represent University Pines residents in the Student Government Association at the University of Texas at Tyler.



#	Answer	%	Count
5	Bethanee Calicott	0.00%	0
9	Cameron Krailo	26.32%	5
7	David Bauder	47.37%	9
8	Hannah Dimiceli	26.32%	5
6	Other/Write-in	0.00%	0
1	Other/Write-in	0.00%	0
	Total	100%	19

Select up to two (2) candidates to represent Ornelas Hall residents in the Student Government Association at the University of Texas at Tyler.



#	Answer	%	Count
9	Javier Martinez Jr	76.19%	16
2	Other/Write-in	19.05%	4
8	Other/Write-in	4.76%	1
	Total	100%	21

Q18\_2\_TEXT - Other/Write-in

Other/Write-in - Text

---

Logan Hernandez

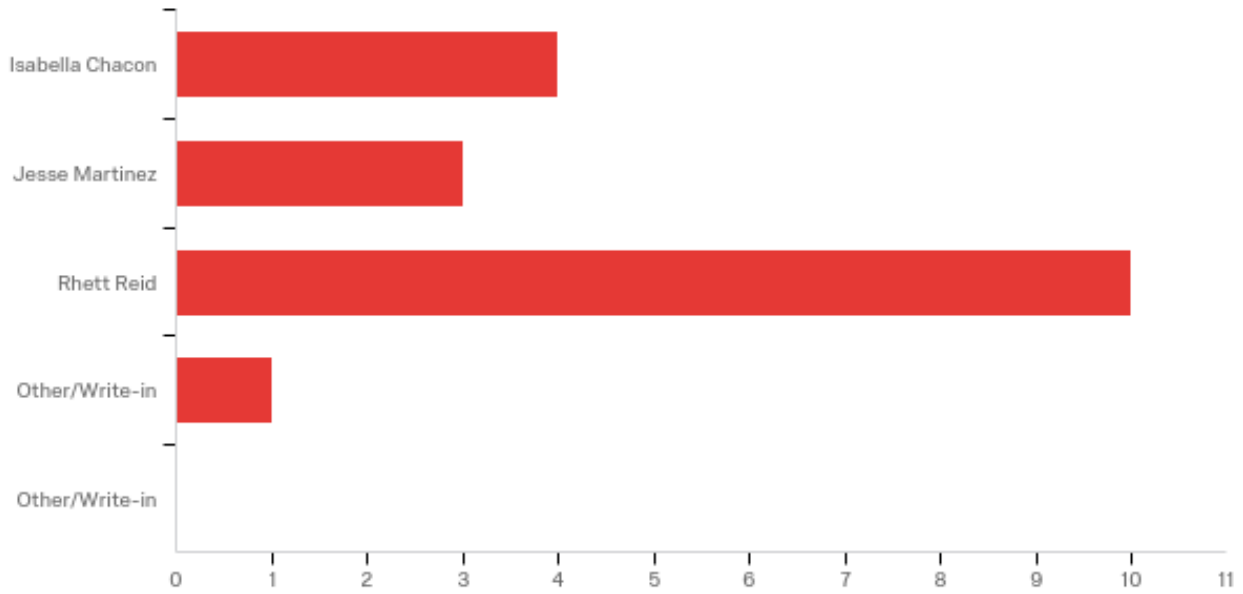
---

Katie Byrne

---

Kaitlyn Wilkes

Select up to two (2) candidates to represent Patriot Village residents in the Student Government Association at the University of Texas at Tyler.



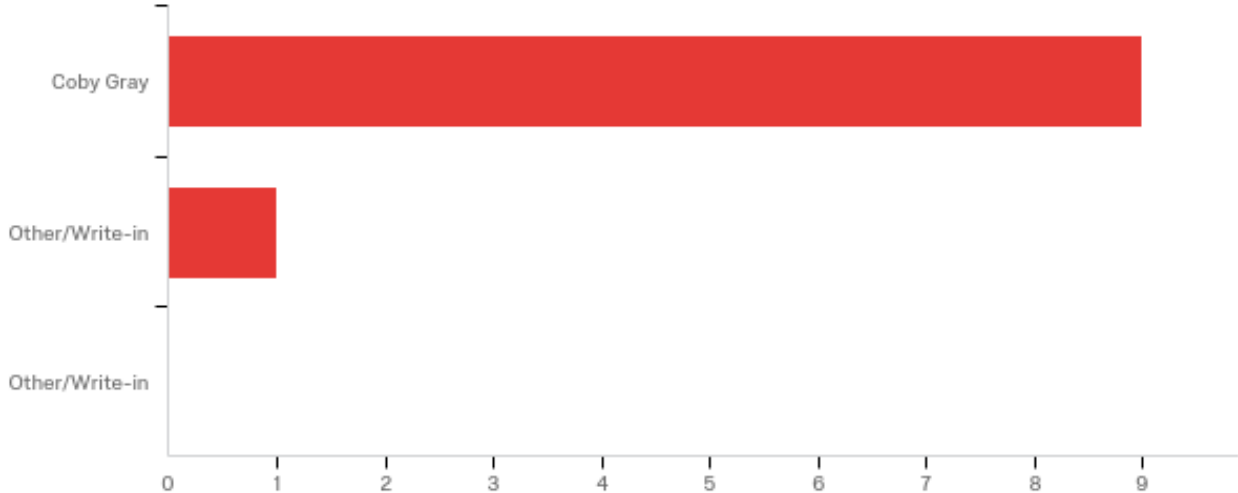
#	Answer	%	Count
6	Isabella Chacon	22.22%	4
4	Jesse Martinez	16.67%	3
5	Rhett Reid	55.56%	10
1	Other/Write-in	5.56%	1
2	Other/Write-in	0.00%	0
	Total	100%	18

Other/Write-in

Other/Write-in - Text

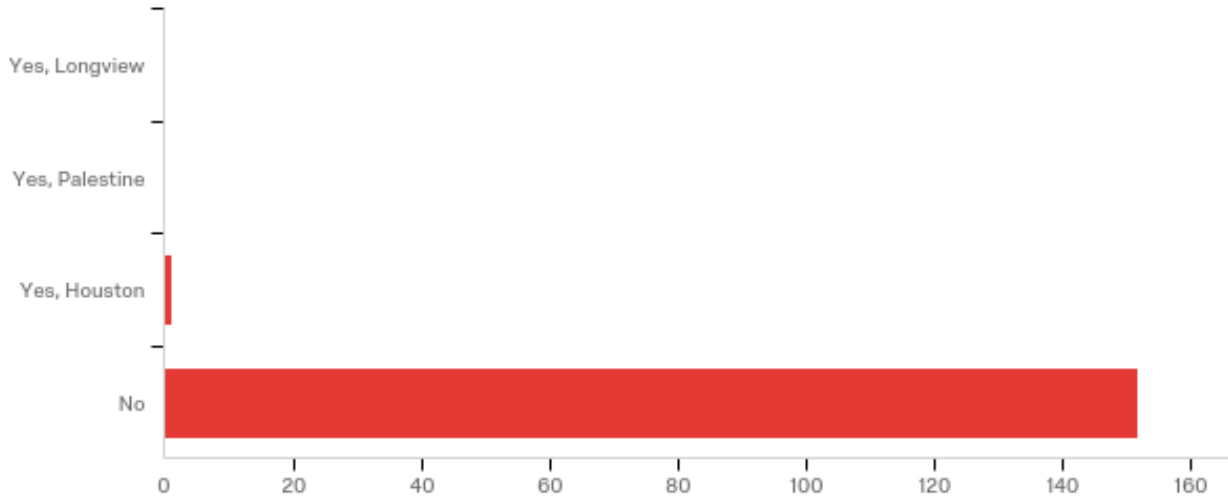
Carson Bridges

Select up to one (1) candidates to represent Victory Village residents in the Student Government Association at the University of Texas at Tyler.



#	Answer	%	Count
4	Coby Gray	90.00%	9
1	Other/Write-in	10.00%	1
2	Other/Write-in	0.00%	0
	Total	100%	10

## Do you attend a UT Tyler satellite campus as of Fall 2019?



#	Field	Minimum	Maximum	Mean	Std Deviation	Variance	Count
1	Do you attend a UT Tyler satellite campus as of Fall 2019?	3.00	4.00	3.99	0.08	0.01	153

#	Answer	%	Count
1	Yes, Longview	0.00%	0
2	Yes, Palestine	0.00%	0
3	Yes, Houston	0.65%	1
4	No	99.35%	152
	Total	100%	153

Select up to two (2) candidates to represent the Longview campus.



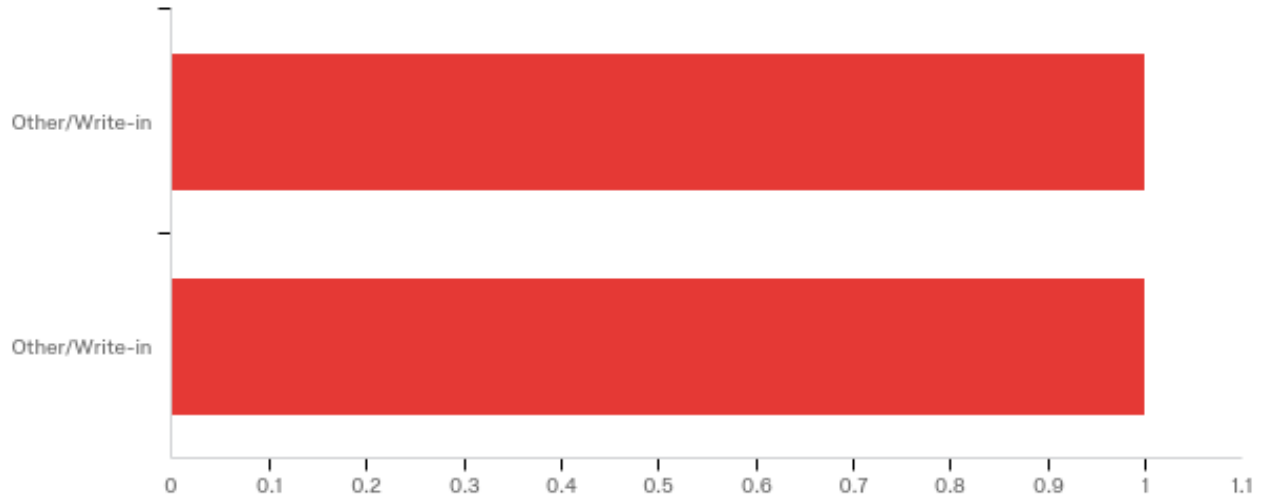
#	Answer	%	Count
1	Other/Write-in	0.00%	0
2	Other/Write-in	0.00%	0
	Total	100%	0

Select up to two (2) candidates to represent the Palestine campus.



#	Answer	%	Count
1	Other/Write-in	0.00%	0
2	Other/Write-in	0.00%	0
	Total	100%	0

Select up to two (2) candidate to represent the Houston campus.



#	Answer	%	Count
1	Other/Write-in	50.00%	1
4	Other/Write-in	50.00%	1
	Total	100%	2

Other/Write-in

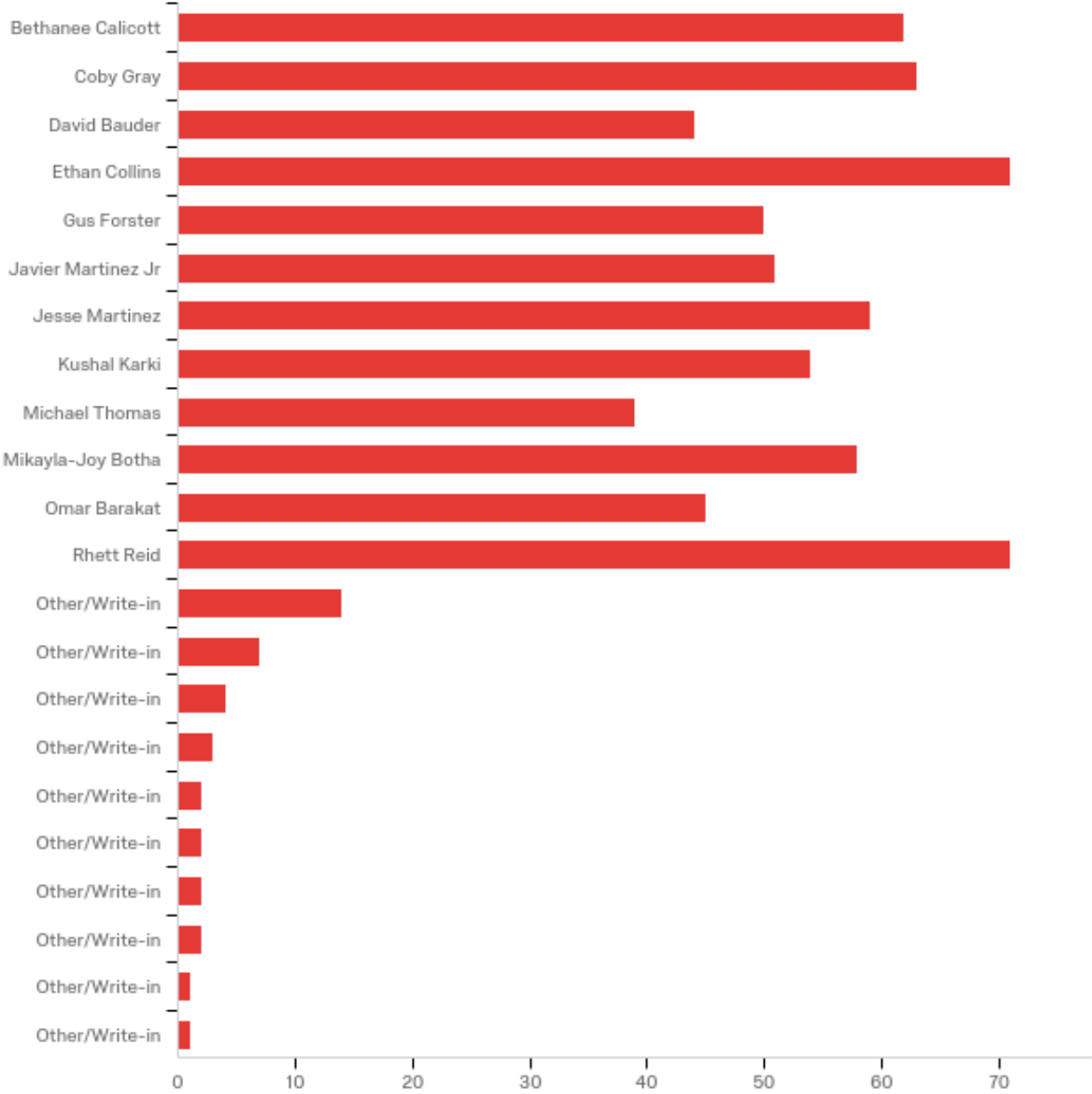
Other/Write-in - Text

---

Stuart Davis



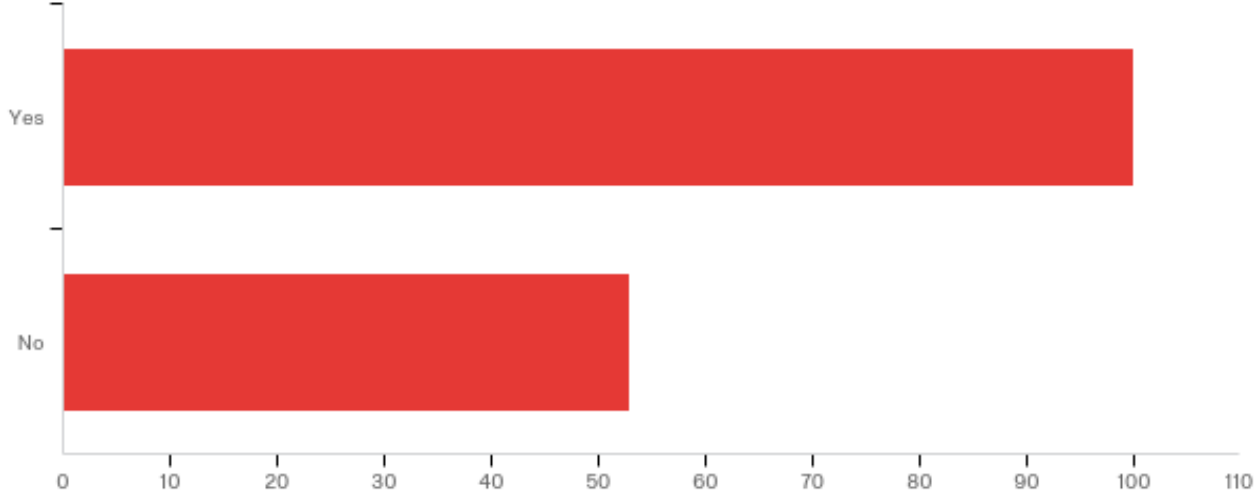
Select up to eight (8) candidate to represent the Student Body at Large in the Student Government Association at the University of Texas at Tyler.



#	Answer	%	Count
48	Rhett Reid	10.07%	71
28	Ethan Collins	10.07%	71
35	Coby Gray	8.94%	63
32	Bethanee Calicott	8.79%	62

29	Jesse Martinez	8.37%	59
51	Mikayla-Joy Botha	8.23%	58
42	Kushal Karki	7.66%	54
45	Javier Martinez Jr	7.23%	51
33	Gus Forster	7.09%	50
31	Omar Barakat	6.38%	45
52	David Bauder	6.24%	44
46	Michael Thomas	5.53%	39
27	Other/Write-in	1.99%	14
43	Other/Write-in	0.99%	7
34	Other/Write-in	0.57%	4
47	Other/Write-in	0.43%	3
36	Other/Write-in	0.28%	2
30	Other/Write-in	0.28%	2
41	Other/Write-in	0.28%	2
44	Other/Write-in	0.28%	2
37	Other/Write-in	0.14%	1
49	Other/Write-in	0.14%	1
	Total	100%	705

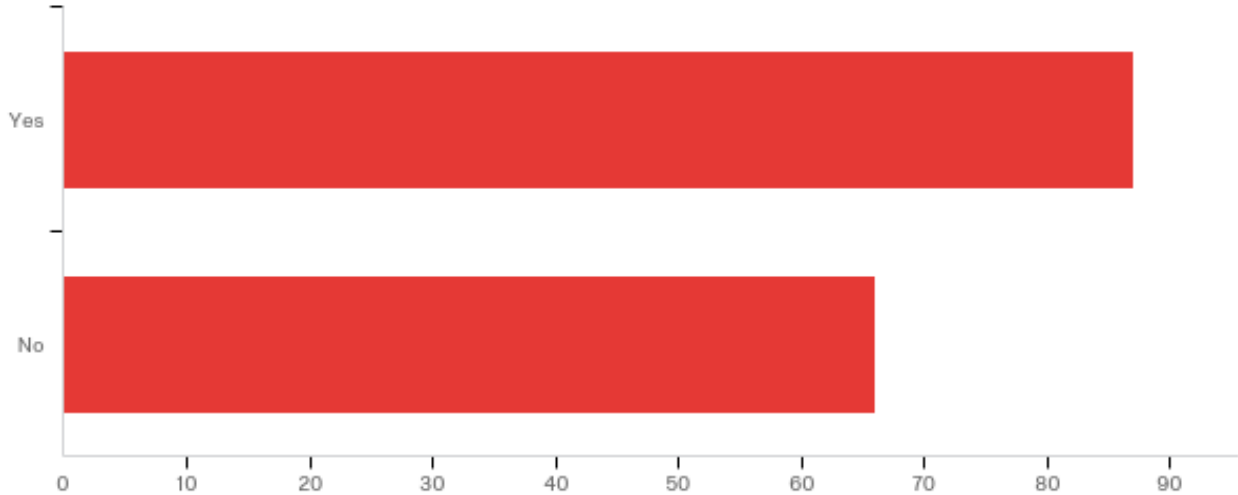
**Do you want electric scooters on campus? Disclaimer: There is a price per use on the electric scooters. Rates will be determined by the electric scooter company.**



#	Field	Minimum	Maximum	Mean	Std Deviation	Variance	Count
1	Do you want electric scooters on campus? Disclaimer: There is a price per use on the electric scooters. Rates will be determined by the electric scooter company.	1.00	2.00	1.35	0.48	0.23	153

#	Answer	%	Count
1	Yes	65.36%	100
2	No	34.64%	53
	Total	100%	153

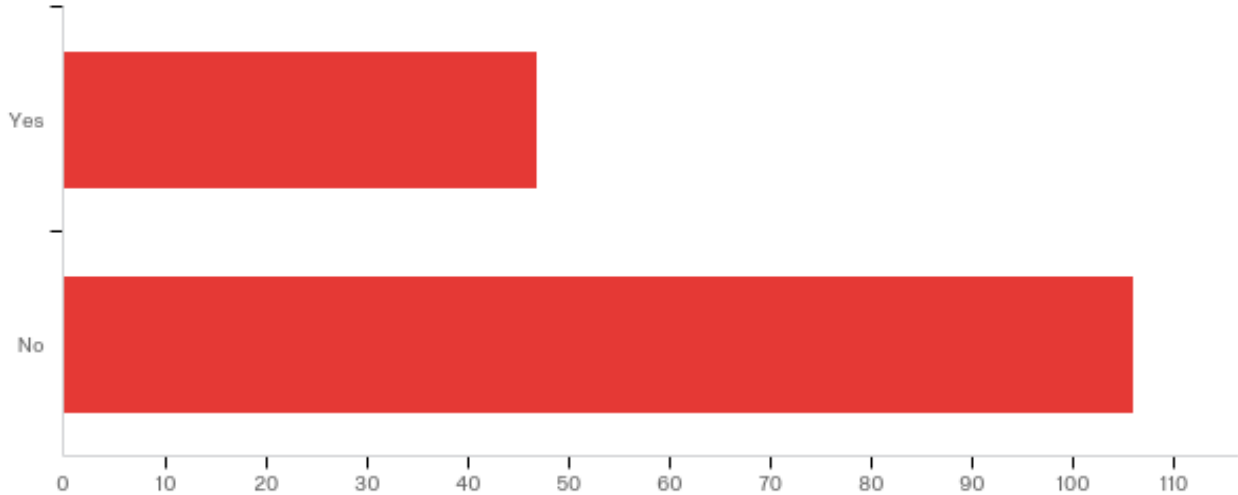
**If so, would you use the electric scooters on campus?**



#	Field	Minimum	Maximum	Mean	Std Deviation	Variance	Count
1	If so, would you use the electric scooters on campus?	1.00	2.00	1.43	0.50	0.25	153

#	Answer	%	Count
1	Yes	56.86%	87
2	No	43.14%	66
	Total	100%	153

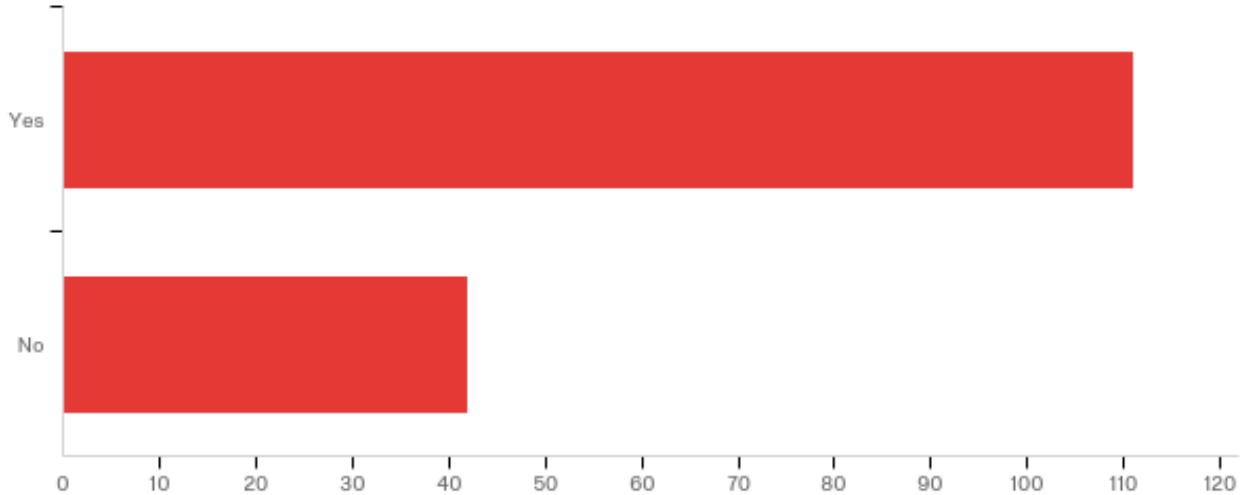
# Would you be willing to wear a helmet?



#	Field	Minimum	Maximum	Mean	Std Deviation	Variance	Count
1	Would you be willing to wear a helmet?	1.00	2.00	1.69	0.46	0.21	153

#	Answer	%	Count
1	Yes	30.72%	47
2	No	69.28%	106
	Total	100%	153

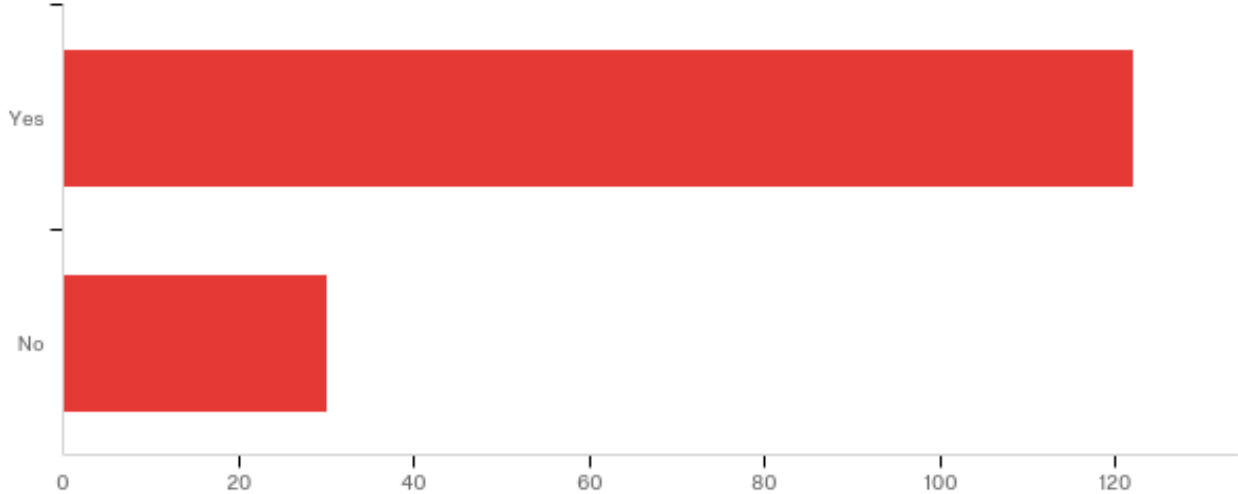
# Would you be willing to follow speed reduction regulations?



#	Field	Minimum	Maximum	Mean	Std Deviation	Variance	Count
1	Would you be willing to follow speed reduction regulations?	1.00	2.00	1.27	0.45	0.20	153

#	Answer	%	Count
1	Yes	72.55%	111
2	No	27.45%	42
	Total	100%	153

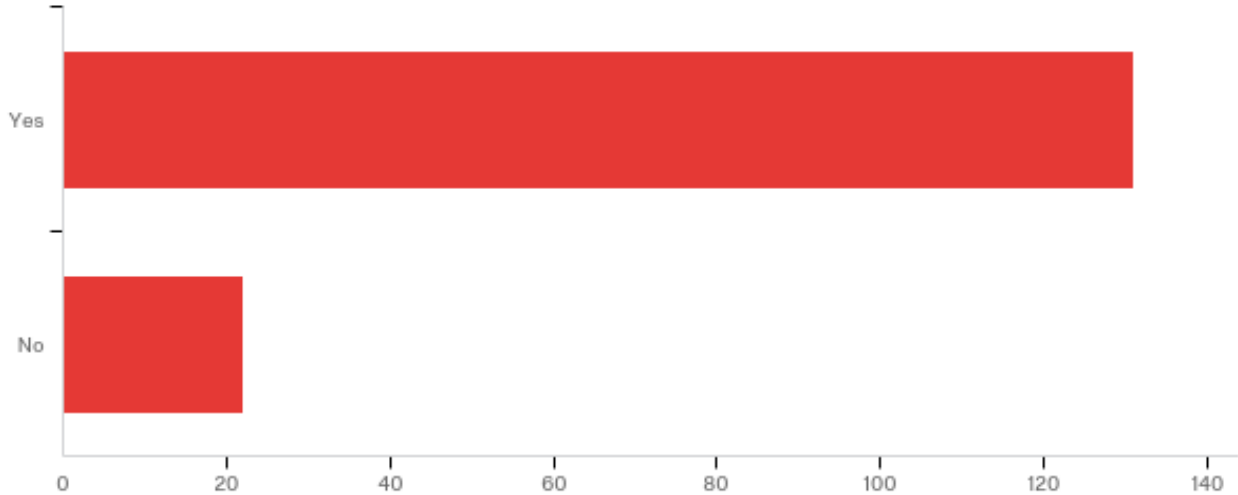
**Would you be willing to follow access locations regulations, otherwise known as geofencing? Geofencing is defined as: the use of GPS or RFID technology to create a virtual geographic boundary, enabling software to trigger a response when a mobile device enters or leaves a particular area.**



#	Field	Minimum	Maximum	Mean	Std Deviation	Variance	Count
1	Would you be willing to follow access locations regulations, otherwise known as geofencing? Geofencing is defined as: the use of GPS or RFID technology to create a virtual geographic boundary, enabling software to trigger a response when a mobile device enters or leaves a particular area.	1.00	2.00	1.20	0.40	0.16	152

#	Answer	%	Count
1	Yes	80.26%	122
2	No	19.74%	30
	Total	100%	152

# Would you be willing to abide by all safety regulations set by the University?

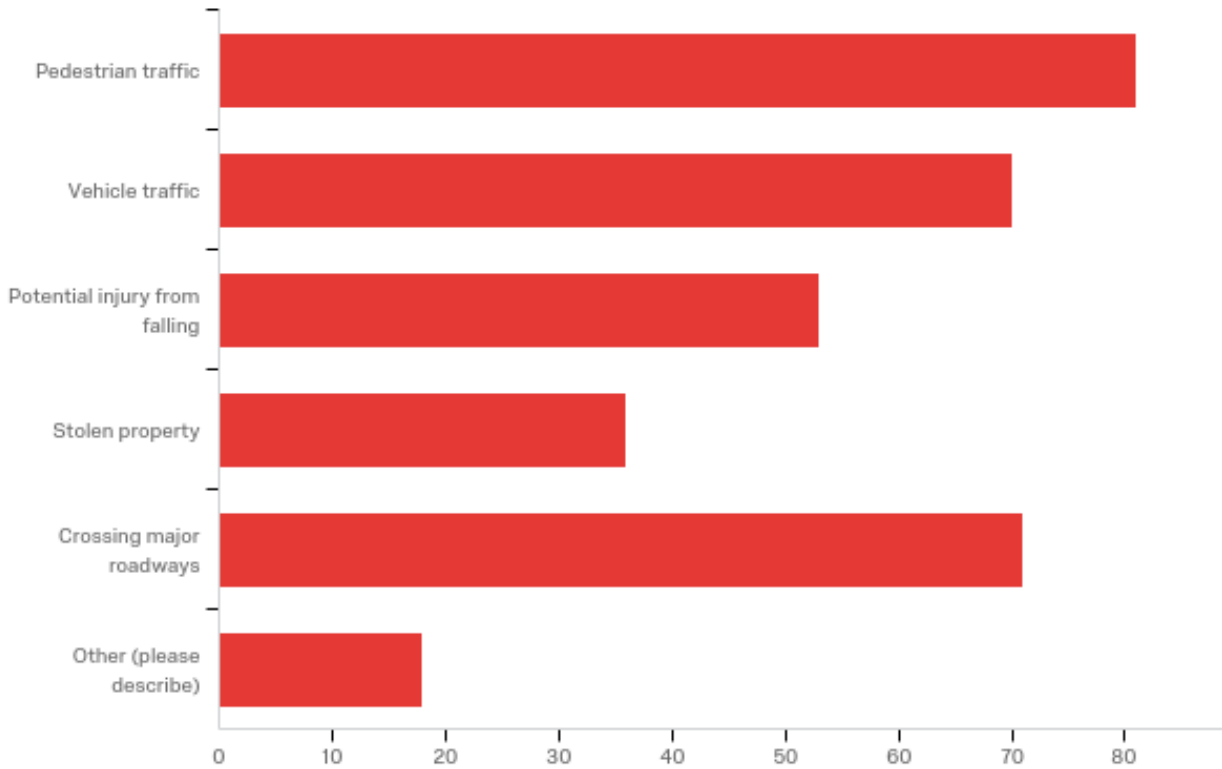


#	Field	Minimum	Maximum	Mean	Std Deviation	Variance	Count
1	Would you be willing to abide by all safety regulations set by the University?	1.00	2.00	1.14	0.35	0.12	153

#	Answer	%	Count
1	Yes	85.62%	131
2	No	14.38%	22
	Total	100%	153



Please select any safety concerns regarding the possible introduction of electric scooters onto campus from the list below.



#	Answer	%	Count
6	Pedestrian traffic	24.62%	81
7	Vehicle traffic	21.28%	70
8	Potential injury from falling	16.11%	53
9	Stolen property	10.94%	36
10	Crossing major roadways	21.58%	71
11	Other (please describe)	5.47%	18
	Total	100%	329

Q56\_11\_TEXT - Other (please describe)

Other (please describe) - Text

Breaking regulated laws

Going too fast on scooter

---

Scooters will make campus trashy

---

Overall look of the campus cluttered with scooters

---

It is already bad enough with the golf carts on campus being driven around. Electric scooters will make it worse

---

None

---

Insurance for injuries

---

Ugly scooters

---

Ugly

---

How to get up the big hill by the RBS

---

People on scooters not paying attention and running down fellow classmates

---

Storage. Look at any city that has allowed scooter rental, people leaving them around at random places has always been a big issue. There would need to be extensive storage facilities at every possible building or this would be an issue on campus

---

They are just thrown in random places after using it making the campus look cluttered

---

Impeding emergency routes with parked scooters

---

Makes campus look cluttered

---

Inability for EMS to respond easily to campus

---

It would just end up the same way as the Bicycles last year.

---

Damage to scooters